

# STOCKED INTERIOR DOORS

## BUILDING PRODUCTS INC. - SIOUX FALLS, SD

### STILE & RAIL



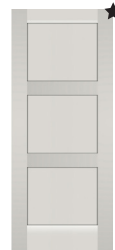
6 Panel Raised  
(Knotty Pine, Oak, or Poplar)  
1-6 | 2-0 | 2-4 | 2-6 | 2-8 | 3-0



2 Panel Square Raised  
(Knotty Alder or Poplar)  
1-6 | 2-0 | 2-4 | 2-6 | 2-8 | 3-0



3 Panel Craftsman  
(Knotty Alder, Oak, or Poplar)  
1-6 | 2-0 | 2-4 | 2-6 | 2-8 | 3-0



3 Panel Stack  
(Poplar, or Primed)  
1-6 | 2-0 | 2-4 | 2-6 | 2-8 | 3-0



2 Panel Arch Flat VG  
(Knotty Pine)  
1-6 | 2-0 | 2-4 | 2-6 | 2-8 | 3-0




2 Panel Arch  
(Poplar)  
1-6 | 2-0 | 2-4 | 2-6 | 2-8 | 3-0



4 Panel Raised  
(Oak or Poplar)  
1-6 | 2-0 | 2-4 | 2-6 | 2-8 | 3-0

★ Only Oak bifolds stocked in this style



2 Panel Flat  
(Poplar or Primed)  
1-6 | 2-0 | 2-4 | 2-6 | 2-8 | 3-0



5 Panel Stack  
(Poplar)  
1-6 | 2-0 | 2-4 | 2-6 | 2-8 | 3-0



Rain Glass French Slab  
(Poplar)  
2-4



1 Panel Flat  
(Poplar)  
1-6 | 2-0 | 2-4 | 2-6 | 2-8 | 3-0




180 Planked Barn Door  
(Knotty Alder)  
2-6 | 3-0

### EMBOSSED HOLLOW CORE 1-3/8"

Color Swatches:



Country Oak




Premier Oak


Embossed HC Available In: 1-6 | 2-0 | 2-4 | 2-6 | 2-8 | 2-10 | 3-0

### EMBOSSED SOLID CORE 1-3/4"

Color Swatches:



Country Oak




Premier Oak

Embossed SC Available In: 3-0

### SOLID CORE 1-3/4"



Flush  
(Birch or Espresso Birch)  
2-6 | 2-8 | 3-0



Flush  
(Red Oak)  
1-6 | 2-0 | 2-4 | 2-6 | 2-8 | 3-0



Flush  
(Red Oak)  
3-0 x 7-0



Flush  
(Red Oak-60 Minute)  
3-0

STYLES MARKED WITH A ★ ARE AVAILABLE IN BIFOLD 2-0, 2-6, & 3-0

# STOCKED INTERIOR DOORS

## BUILDING PRODUCTS INC. - SIOUX FALLS, SD

★ = BIFOLD OPTIONS AVAILABLE

### HOLLOW CORE MOULDED 1-3/8"



Flush (Birch, Espresso Birch, Laun, or Red Oak)  
1-6 | 2-0 | 2-4 | 2-6 | 2-8 | 3-0



Caiman 2 Panel Arch Smooth (Primed)  
1-6 | 2-0 | 2-4 | 2-6 | 2-8 | 3-0



Cambridge 2 Panel Square (Primed)  
1-6 | 2-0 | 2-4 | 2-6 | 2-8 | 3-0



Colonist 6 Panel Smooth (Primed)  
1-6 | 2-0 | 2-4 | 2-6 | 2-8 | 3-0



Monroe 2 Panel Sq. Flat Smooth (Primed)  
1-6 | 2-0 | 2-4 | 2-6 | 2-8 | 3-0



Conmore 5 Panel Smooth (Primed)  
1-6 | 2-0 | 2-4 | 2-6 | 2-8 | 3-0



Colonist 6 Panel Textured (Prefinished Snow White)  
1-6 | 2-0 | 2-4 | 2-6 | 2-8 | 2-10 | 3-0



Craftsman 3 Panel Flat Smooth (Primed or Prefinished Snow White)  
1-6 | 2-0 | 2-4 | 2-6 | 2-8 | 2-10 | 3-0



Madison 1 Panel Flat Smooth (Primed or Prefinished Snow White)  
1-6 | 2-0 | 2-4 | 2-6 | 2-8 | 3-0

### SOLID CORE MOULDED 1-3/8"



Flush (Red Oak)  
1-6 | 2-0 | 2-4 | 2-6 | 2-8 | 3-0




Caiman 2 Panel Arch Smooth (Primed)  
1-6 | 2-0 | 2-4 | 2-6 | 2-8 | 3-0



Colonist 6 Panel Smooth (Primed)  
1-6 | 2-0 | 2-4 | 2-6 | 2-8 | 3-0



Conmore 5 Panel Smooth (Primed)  
1-6 | 2-0 | 2-4 | 2-6 | 2-8 | 3-0



Craftsman 3 Panel Smooth (Primed)  
1-6 | 2-0 | 2-4 | 2-6 | 2-8 | 3-0



Birkdale 3 Panel Stack Flat (Primed)  
1-6 | 2-0 | 2-4 | 2-6 | 2-8 | 3-0



Cambridge 2 Panel Sq. Smooth (Primed)  
1-6 | 2-0 | 2-4 | 2-6 | 2-8 | 3-0



Monroe 2 Panel Sq. Smooth (Primed)  
1-6 | 2-0 | 2-4 | 2-6 | 2-8 | 3-0