



➤ 2019 OUTDOOR LIVING PRODUCT CATALOG

We exist to challenge the outdoor living conventions. We're relentlessly focused on improving our products, our industry, and homeowners' lives. We provide you limitless style options so you can create your ultimate outdoor space backed by the industry's best warranties.

As our name implies, we use technology to create outdoor living products which look like natural wood but are more sustainable, longer-lasting, and low-maintenance. It's our belief that homeowners — ranging from those with the highest standards to those searching for an accessible composite option — don't have to sacrifice their design vision for their perfect outdoor entertaining space.

**We are TimberTech[®] and
We Go Against the Grain[™].**

03	Who We Are
04	What We Stand For
06	Design Inspiration
12	Decking
34	Deck Accessories
36	Porch
40	Fastening
42	Railing
45	Composite Railing
52	Aluminum Railing
54	Rail Accessories
56	Pavers
58	DrySpace
60	Technical Info

WHAT WE STAND FOR

We Want You To Live Your Best Life—Outdoors

► INNOVATIVE PRODUCTS

Looking for fresh approaches to make your life easier is in our DNA. Our drive to innovate in the outdoor living industry allows us to be the leader when it comes to new materials, processes, and products. When you choose TimberTech® for your outdoor living space, you get the latest and greatest technology—hands down.

► THE MOST DESIGN OPTIONS

With a full breadth of products ranging in style and price, TimberTech has something for everyone. We make it possible for people to bring their outdoor living vision to life. You can choose from multiple widths, colors, and texture variations to create unique designs that impress.

► MADE—AND GUARANTEED—TO LAST

Not just beautiful when it's installed, we believe its beauty and durability must stand the test of time. That's why we back our products with industry-leading warranties — because we take the time to do things the right way the first time around.



STANDS UP TO
HARSH WEATHER



RESISTS MOLD, MILDEW,
& MOISTURE DAMAGE



QUICK & EASY
INSTALLATION



RESISTS STAINS,
SCRATCHES, & FADING



LOW-MAINTENANCE
& WORRY FREE



DURABLE
& STRONG



SUSTAINABLE



LONGEVITY



STYLE & DESIGN





DESIGN INSPIRATION

Industrial Chic

Taking a cue from old factories, the industrial chic trend is defined by streamlined design, rich material mixing, and repurposed statement pieces. Exposed-bulb lighting and charming concrete accents add touches of luxury throughout your outdoor living space.




➤ **LIGHT THE NIGHT**

Ditch the Edison bulbs. Embed riser lighting in Architectural Bronze throughout your outdoor oasis and deck's perimeter.



➤ **DECK IT OUT**

Go for a Weathered Teak™ or darker wood color to highlight the lived-in look without sacrificing deck quality. Consider mixing board widths to add to the repurposed vibe.



➤ **PLAY UP PATTERNS**

Sleek, practical, and purposeful, the Framed Diagonal inlay pattern checks all the industrial chic design boxes.



➤ **LAY OUT LANDSCAPING**

Privacy plants, like Arborvitae trees, offer a sleek alternative to fencing that adds a touch of green to the space.



➤ **JUST RIGHT RAIL**

Add a bold, black utilitarian railing, like our Contemporary Rail, for a crisp look that refuses to fade into the background.



➤ **TAP INTO TEXTILES**

Consider adding neutral tones with clean lines that mimic the railing to subtly help tie each element together.

Rustic Charm

Tranquil views and earthy accents are at the heart of any rustic charm design. Bold wood details, classic fabric patterns, and plenty of plants highlight the true beauty of a home nestled into nature. Add subtle touches like a stone-lined pathway and embedded lights to your railing and deck that don't block your amazing views.




▶ LIGHT THE NIGHT

Relying on light from the bonfire sounds nice until you see what embedded lighting can offer your deck.



▶ DECK IT OUT

TimberTech's strong, capped polymer, in a beautiful Dark Hickory color, fearlessly goes where no other decking dares: near water.




▶ PLAY UP PATTERNS

Set apart sections of your outdoor space with an intricate inlay. The Assortment pattern uses multi-width boards to add subtle detail and charm to decking.



▶ LAY OUT LANDSCAPING

Pick mums in a natural clay pot to strategically bring pops of color around your deck.



▶ JUST RIGHT RAIL

Premier Railing® in black will melt into the background while blending into the warm, woody tones beyond your deck. Top it off with Pyramid Caps on the posts to impress guests with eagle eyes.



▶ TAP INTO TEXTILES

Get comfy and cozy with classic patterns on pillows and blankets around a late-night bonfire.



DESIGN INSPIRATION

Eclectic Sophistication

Tapping into classic, design inspirations while mixing in fun elements that pop lends itself to classy eclectic styling. Spice up traditional home décor with unexpected materials and finishes that speak to the quirkier side of your design aesthetic.



➤ **LIGHT THE NIGHT**

Built-in lighting sconces offer relaxed, ambient light to your outdoor space. This classic touch allows you to play with stand-alone lamps, string lights, or lanterns for extra illuminating elements.



➤ **DECK IT OUT**

Contemporary decking colors like Mahogany complement classic designs and offer the freedom to take bigger risks with other details in your outdoor living space.




➤ **PLAY UP PATTERNS**

Seemingly complicated, yet wonderfully simple, the Herringbone pattern adds a cool design detail to the space without distracting from the other elements.



➤ **LAY OUT LANDSCAPING**

Known for its versatility, Boxwood Shrubs let you decide what shape you feel drawn to while boasting a feeling of old-world formality.



➤ **JUST RIGHT RAIL**

Make a statement with the regal, white railing posts of Premier Railing® with a Pyramid Cap profile, while letting the infill melt into the background.



➤ **TAP INTO TEXTILES**

Choose pillows and outdoor seating fabric that can be easily interchangeable and mix and match for seasonal vibes.

Decking 101

TimberTech deck boards boast beauty that goes beyond the surface — starting from the high-performance core traveling through to the proprietary capped technology all the way up to the stunning texture and unique color variegation.

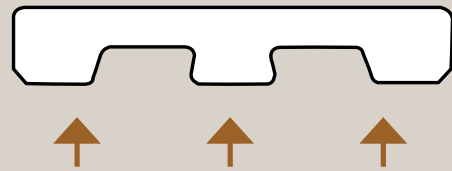
At TimberTech, we firmly believe homeowners shouldn't settle for just good decks. They deserve a deck that showcases their design sense and wows their guests — at any price point. And with a high-performance TimberTech deck, design's the limit.

Before we talk shop, learn some decking lingo that will be used along the way.

For more information on TimberTech decking, see page 60-61 or visit [TimberTech.com/decking](https://www.timbertech.com/decking).

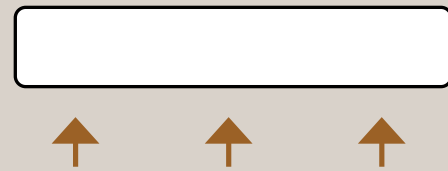
SCALLOPED PROFILE

A board with a scalloped bottom to reduce weight without sacrificing durability and strength.



FULL PROFILE

A solid, sturdy board with a flat bottom for strength and a more solid feel underfoot, similar to traditional lumber.



GROOVED BOARD

A board with capped grooves along both sides to allow for hidden fastening.



SQUARE SHOULDER BOARD

A solid board that allows for easy top-down installation and color-match screws or plugs for a seamless look.



A Deck For Every Style



CAPPED POLYMER DECKING

The most powerful, natural wood grain visual achieved through the marriage of technology and premium design.

- Made without any wood particles — most resistant to moisture damage with **advanced surface protection**
- 100% synthetic — maximum **protection against mold and mildew**
- **50-Year Limited Fade & Stain Warranty** to ensure beauty initially and over time — double the length of what leading competitors offer
- **Scratch, dent, and stain resistant Alloy Armour Technology®** in the cap — worry less, enjoy your deck more
- Stays cool — **up to 30-degrees cooler*** than the competition

AVAILABLE COLLECTIONS: Vintage Collection® | Arbor Collection® | Harvest Collection®




4-SIDED CAPPED COMPOSITE

Better style and performance than competitive composites, enhanced by the most mold-and moisture-resistant cap.

- Capping on all 4 sides offers **more protection** than leading 3-sided cap products
- **Only capped composite decking with Mold Guard Technology™**
- Boards are more **mold and mildew resistant** than competitive boards with 4-sided cap
- **Better warranty** than leading composite brands (our 30-year VS. others' 25-year)
- **Environmentally friendly**, made from up to 80% recycled materials

AVAILABLE COLLECTIONS: Legacy Collection | Tropical Collection | Terrain Collection™



CAPPED COMPOSITE

Superior longevity and quality over traditional wood, this premium-level composite decking boasts beautifully sustained, solid colors.

- Made without wood particles in the cap making it **resistant to moisture damage**
- Tightly embossed wood grain patterns resembling **premium decking** aesthetics
- High-quality composite decking that's very **low-maintenance** compared to the time-consuming maintenance of real wood

AVAILABLE COLLECTIONS: Premier Collection | Prime Collection

*Based on lab testing, AZEK® Deck and Porch products are cooler to the touch than many other deck board products in similar colors, all decking products will get hot in the sun. Additionally, the darker the decking color, the hotter it will feel.



Vintage Collection®

RICH. SOPHISTICATED. STYLISH.

Dubbed our “Designer Series,” the Vintage Collection features the most powerful technology in the industry. Available in narrow, standard, and wide widths, you can create dramatic deck designs or add subtle touches in elegant earth tones that fit your lifestyle and taste.



Coastline® Deck with Premier Railing®

A TOUCH OF TEXTURE

Wire-brushed, low-gloss texture. Naturally varied grain and color pattern with subtle and dramatic highlights.



Benefits

- Offered in narrow, standard, and wide widths that give you the ability to create custom designs and intricate inlays
- Unmatched durability—won't splinter, rot, crack, or warp
- Core and cap contain zero organic materials, eliminating moisture damage
- Capped polymer with Alloy Armour Technology® for superior surface protection





Do Decking Differently

NEW MULTI-WIDTH BOARDS

Design an outdoor space with as much care as you took with the inside of your home. Our Multi-Width Decking from the Vintage Collection® add style, dimension, and the option to play with patterns. Go ahead, add a touch of the unexpected.



NARROW WIDTH - 3.5"

Take your taste for tidy lines from the inside of your home to your outdoor deck with narrow width boards.



STANDARD WIDTH - 5.5"

The same technological superiority and design versatility, but in the classic width we all know and love.



WIDE WIDTH - 7.25"

It's time you think big for your outdoor living space. Opt for wide width deck boards that show off your style.



Design's The Limit

A WIDTH FOR EVERY WISH LIST

Now, nothing can hold you back when you design your ideal deck using AZEK's Multi-Width Decking. You can highlight your sleek style with narrow width boards or elect to keep it classic with standard width deck boards. If that's not your style, start thinking big and lean into the trend of wide width boards. Or take it a step further, mix and match widths to create a one-of-a-kind design.



Arbor Collection®

ELEGANT. EARTHY. TRENDY.

Curate the essence of the outdoors, and enjoy the striking simplicity of these exotic wood tones. Featuring an assortment of warm, earthy colors, the Arbor Collection has several grain patterns resembling the intricacies found in nature.



A TOUCH OF TEXTURE

Boards feature advanced color variegation with slightly more pronounced grain patterns that resemble rich woods.




Brazilian Walnut Deck with Premier Railing®



Benefits

- Unmatched durability—won't splinter, rot, crack, or warp
- Core and cap contain zero organic materials, eliminating moisture damage
- Capped polymer with Alloy Armour Technology® for superior surface protection





Harvest Collection®

WARM. NATURAL. EFFORTLESS.

Show off your effortless style with the classic beauty that comes with these warm, natural colors. This collection features soft, calming tones to enhance your relaxing outdoor oasis.



SLATE GRAY




BROWNSTONE




KONA®

A TOUCH OF TEXTURE

These boards feature classic solid colors with traditional cathedral wood-grain embossing.



Brownstone Deck with Slate Gray Accents



Benefits

- Unmatched durability—won't splinter, rot, crack, or warp
- Core and cap contain zero organic materials, eliminating moisture damage
- Capped polymer with Alloy Armour Technology® for superior surface protection



Standard 5.5" Square Shouldered Deck Board

Standard 5.5" Grooved Deck Board



Legacy Collection

BOLD. DRAMATIC. UNIQUE.

Offering limitless options, this collection features our most unique and dramatic color palette. It's a showstopper—no two boards look alike. The hand-scraped texture lends a refined vibe that reflects the true tones of natural wood.



SAPELE™



ESPRESSO™



WHITEWASH CEDAR™



TIGERWOOD



ASHWOOD



PECAN



MOCHA

A TOUCH OF TEXTURE

Artisanal and infinitely variable, hand-scraped texture with complex and substantial board-to-board color variegation for the most realistic premium wood look.




Tigerwood Deck with Mocha Accents and RadianceRail Express®



Benefits

- 4-sided cap composite for protection on all sides
- Cap contains zero organic material making it impervious to moisture and mold damage
- Uniquely dramatic and highly variegated with multi-layered, cascading colors



Standard 5.36" Square Shouldered Deck Board

Standard 5.36" Grooved Deck Board



Tropical Collection

EXOTIC. VIVID. INSPIRING.

Make your deck a destination with these rich, saturated tones. Inspire thoughts of far away resorts with boards that emulate exotic woods. Featuring a more pronounced grain texture, you can design your personal paradise using authentic, sun-soaked tones.




A TOUCH OF TEXTURE

Moderately-variegated colors showcasing a natural, wood grain pattern that resembles the look of reclaimed lumber.



Amazon Mist Deck with RadianceRail®



Benefits

- 4-sided cap composite for protection on all sides
- Cap contains zero organic material making it impervious to moisture and mold damage
- Superior durability with a scratch-resistant surface



Standard 5.36" Square Shouldered Deck Board

Standard 5.36" Grooved Deck Board



Terrain Collection™

TRADITIONAL. TIMELESS. RUGGED.

Tap into mother nature's color palette with these timeless hues. Truly embodying the spirit of the outdoors, this collection features the beauty of nature and the benefits of composite technology. Channel the classics when you outfit your outdoor living space in these complementary colors.



A TOUCH OF TEXTURE

Five stunning colors, including three solid colors and two moderately-variegated colors, with a dual-embossed grain pattern.



Sandy Birch Deck with Contemporary Rail



Benefits

- Emulates traditional hardwoods without the frequent maintenance
- Scalloping on the bottom of the board reduces weight while maintaining structural integrity
- Cap contains zero organic material making it impervious to moisture damage



Standard 5.36\"/>

Standard 5.36\"/>



NEW
Premier Collection
ALLURING. CLASSIC. ATTAINABLE.

This collection offers a premium-level composite decking with superior longevity, quality, and beautifully sustained, solid colors.



NEW
Prime Collection

CHARMING. DISTINCTIVE. ACCESSIBLE.

Designed to satisfy homeowners who are looking to upgrade from the constant and costly maintenance of wood decks.



A TOUCH OF TEXTURE

A tight, straight wood grain pattern, similar to high-end wood, showcases a monochromatic, opaque finish.



Dark Teak™ Deck



Benefits

- 3-sided cap contains no wood particles and shields the high-performance composite core
- Scalloping on the bottom of the board reduces weight while maintaining structural integrity
- Cap contains zero organic material making it impervious to moisture damage



Premier Collection Full Profile Deck Board

Prime Collection Scalloped Deck Board

DECKING



ReliaBoard
Cedar



ReliaBoard in Cedar with RadianceRail®

ReliaBoard®

TRADITIONAL. AFFORDABLE. ELEVATED.

Striking a balance between a traditional decking aesthetic and accessible composite option that weathers beautifully over time, the ReliaBoard Collection adds instant value to homes. Get back to relaxing on your Saturdays and enjoying your deck without the hassle of annual sealing or staining that traditional wood requires.



CEDAR



GRAY

- Boasts a beautiful flat grain surface with a pattern and texture of natural wood
- Scalloped bottom reduces weight while maintaining structural integrity
- Low-maintenance and splinter-free
- Practical and affordable engineered hardwood composite with a 4-sided protective shell
- Weathers beautifully over time

DECKING



DockSider
Gray



DockSider in Gray

DockSider™

BEAUTIFUL. ROBUST. CRISP.

Protect your dock from sun, sea, sand, and salt. Robust enough for marinas or boardwalks, this wood composite collection blends beauty and function into durable decking for heavy-use spaces. Available in warm Cedar and crisp Gray.



CEDAR



GRAY

DockSider and ReliaBoard® are covered by TimberTech's 30-Year Limited Warranty but do not include separate fade and stain coverage. ReliaBoard and DockSider are designed to naturally weather over time and the surface grain pattern will weather to a more consistent color. Most of the weathering process will be complete within the first year of the deck's life.

- Two gorgeous colors and textures
- Proprietary wood composite material; Vertigrain slip resistant surface
- Low-maintenance and splinter-free
- A practical and affordable engineered hardwood composite
- Weathers beautifully over time



Get All Decked Out

Good design is in the details. Put the finishing touches on your ideal deck with these high-end, high-performance accessories.

For more information on deck accessories, see pages 60-62 or visit TimberTech.com/finishing.



END COAT

Available in five colors to cover exposed end cuts for PRO™ Decking and Railing*.



IN-DECK LIGHT

A subtle touch for deck perimeters. Available in Architectural Bronze.



RISER LIGHT

Used on steps and tiered platforms. Available in White and Architectural Bronze.



RISER

Available in all PRO™ Decking and EDGE™ Decking colors. Use on stairs for a seamless, finished look.



FASCIA

Available in all decking colors. Help frame the perimeter of your deck to accentuate or highlight accent colors.



NEW!

TIMBERTECH® DECKCLEANER™

Field tested and approved specifically for all TimberTech capped decking and railing products. The best solution for seasonal clean-up and to help remove common, everyday spills and stubborn spots.



NEW!

TIMBERTECH® PRO-TAC™ JOIST TAPE

PRO-Tac Flashing and Joist tape helps extend the life of decking substructures by preventing water penetration and protecting the lumber from rot.



Porch 101

INTRODUCING WIDE-WIDTH PORCH BOARDS

Designed to disrupt ho-hum outdoor living design, AZEK® high-performance, capped polymer porch boards are revolutionizing your design options with standard and wide width boards available in nine colors. Multi-Width Porch boards add style, dimension, and warmth to your space, while also giving you options to play with patterns.

For more information on porch, see page 61 or visit [TimberTech.com/porch](https://www.timbertech.com/porch).

TONGUE AND GROOVE

The distinct tongue and groove feature on the side of all AZEK porch boards is engineered to provide ease of installation and a streamlined look. This mimics traditional wood while boasting the high-performance, capped polymer.

INDUSTRY-BEST WARRANTIES

AZEK Porch is protected by Alloy Armour Technology®, a 50-Year Limited Fade & Stain Warranty, and a Limited Lifetime Warranty. Ensure your home makes a good impression every time with TimberTech's superior durability and eye-catching charm.



Slate Gray Porch with Premier Railing®



Perfect Your Porch

ELEGANT. STYLISH. DURABLE.

Turn up the volume on your home's curb appeal. Whether choosing a traditional brown or an on-trend gray for porch boards, you can personalize your porch. Our high-performance, capped polymer porch boards are designed to look like natural wood—but better—while adding timeless beauty.




Oyster Porch in standard width

NEW Wide Width Porch


VERSATILE. UNIQUE. STYLISH.

AZEK® porch boards are now available in stylish standard 3 1/8" and innovative wide 5 1/2" widths. You can customize your porch to your style. Whether you're looking to mix-and-match widths, colors, or are looking to create a pattern—wide-width porch boards make design the limit.



STRIPED PORCH PATTERN

Make a bold first impression and bring stripes into the mix with varying shades of porch boards.



ASSORTED PORCH PATTERN

More of a monotone fan? Use the same color porch board, but in different sizes for an interesting up-close detail.



Securely Fasten It

STRONG. SECURE. DISCREET.

The best fastening systems add strength and installation integrity to the decking. Securely install decking with high-quality fasteners made of steel, not plastic.

For more information on fasteners, see page 63 or visit TimberTech.com/fastening.

COLOR MATCHED FASTENING

High-quality, carbon coated screws that blend into decks make holes less visible due to the color-matched screw heads.

HIDDEN FASTENING

Whether discreetly fastened in the grooves or imperceptibly plugged from the top, hidden fasteners leave guests feeling like they've witnessed magic.

COLOR MATCHED FASTENERS



TOPLOC®

Color matched fasteners available in high-quality, coated carbon steel 2½" screw and a stainless steel 3" screw in select colors. (Colors not available for stainless steel screws.)



TOPLOC® FASCIA

Color matched fastening system designed specifically for installing TimberTech Fascia. Includes stainless steel fasteners and requires a drill bit that pre-drills and countersinks the fascia. (Sold separately.)

HIDDEN FASTENERS FOR GROOVED BOARDS



FUSIONLOC®

Collated hidden fastener system engineered for strength and speed. FUSIONLoc® offers a pneumatic installation with the FastenMaster FiveShot Tool or manual installation using the FUSIONLoc Hand Driven Tool. Every clip provides 3 points of board to joist connection and allows for boards in the middle of a deck to easily be removed.



CONCEALOC®


Hidden fastener system that can be installed pneumatically with the FastenMaster TigerClaw Gun or using a drill. CONCEALoc® provides a fastener free surface. Designed exclusively for TimberTech® grooved deck boards.

HIDDEN FASTENERS FOR SQUARE SHOULDERED BOARDS



CORTEX®

Hidden fastener system featuring a high-quality, ACQ approved, specialty deck screw with a Torx® ttap® drive system. Included plug is made from TimberTech® decking to hide the fastener. Best hidden fastener for stairs and perimeter boards.



NEW!

SIDELOC™

Hidden fastener system with superior holding power that requires no pre-drilling for installation. SIDELOC provides a fastener free surface by pulling the board to the joist from the side of the board. Designed for AZEK® square shouldered, capped polymer deck boards.



CAP
The piece that sits on top of the post, sometimes with lighting

TOP RAIL
The uppermost piece of rail that connects the top end of infill

POST
The vertical post that holds the cap at the top

SKIRT
The ring at the bottom that covers the post

BOTTOM RAIL
The piece that runs along the rail at the bottom, beneath the infill

INFILL
Fits snugly in between the top and bottom rail and fills the inside of rail

TimberTech® Railing 101

by AZEK Building Products

TimberTech® Railing is the first thing neighbors see when they peek over the fence to check out your new premium composite decking being installed. Picking the right railing isn't just about making a good first impression — it's a chance to show off your style.

We want to help you decide what railing works best for you. We know you've got the style component covered, so we've put together a cheat sheet to help you decide if capped composite railing or aluminum railing is right for you.

Composite Railing

- **LOW-MAINTENANCE**
Covered by four-sided cap, all composite railing options eliminate annual sanding, staining, sealing, and painting.
- **MOISTURE-RESISTANT**
Our cap contains zero organic materials, meaning it repels mold, mildew, and harmful moisture that warps and ruins traditional wood.
- **STRONG & STURDY**
Composite railing stands the test of time against fading, staining, scratching — and won't rot, crack, or warp.
- **VALUE ADDED OVER TIME**
Although the initial cost of composite railing may be higher, compared to the cost of ongoing maintenance required for wood rail, a composite rail can end up paying for itself.
- **ENVIRONMENTALLY-FRIENDLY**
We make sure to do the right thing by producing composite railing products made from up to 50% recycled materials.

Aluminum Railing

- **LOW-MAINTENANCE**
With a long-lasting powder coated surface, there's no corrosion or breakdowns like there are with traditional wood railing.
- **MOISTURE-RESISTANT**
Generally considered more durable and moisture-resistant, aluminum is an ideal choice for moisture-rich environments.
- **STRONG & DURABLE**
Aluminum allows homeowners with particular concerns about durability to have stylish rail options.
- **CLEAN SIGHTLINES**
Aluminum railing offers unencumbered views of your environment. Plus, you can rest easy knowing aluminum maintains its shape and dimension throughout extreme heat or cold.
- **EASIER TO INSTALL**
Not only is it beautiful to look at but it's easier to install than most rails.

Unlike some wood railings, all TimberTech® Rail profile designs are tested by a third-party, independent agency to ensure safety code compliance standards are met or exceeded. TimberTech railings undergo rigorous testing and are engineered for safety and strength.



Just Right Rail




Every deck needs great railing — they just go together. Deck with railing is as natural as peanut butter with jelly. TimberTech scientifically engineers stunning railing options that are not only safe and sturdy but also complement homes of all styles. From sleek, modern lines to striking, traditional silhouettes, each railing makes a statement. Backed by a 25-Year Limited Warranty and rigorously tested to ensure each rail system is as safe as it is stunning.

For more information on TimberTech railing, see page 65-67 or visit TimberTech.com/railing.

Composite Railing

Get the look of custom millwork railings without the time consuming upkeep that comes along with traditional wood. The 4-sided capped composite material ensures timeless beauty for years to come.




PREMIER RAILING® **CONTEMPORARY RAIL** **BUILDER RAIL** **RESERVE RAIL™** *Available regionally **TRADEMARK RAIL™** *Available regionally



RADIANCERAIL® **RADIANCERAIL EXPRESS®**

Aluminum Railing

Invest in sleek, contemporary rail styles for your deck with premium aluminum railing. If the view from your deck is what you love, keeping your sightlines clear with aluminum railing is a no-brainer.



IMPRESSION RAIL™ **IMPRESSION RAIL EXPRESS®**



Premier Railing®

DARING. CLASSIC. BEAUTIFUL.

Balance style and grace with Premier Rail, where sleek top rails and stately post caps meet at the intersection of modern and traditional. Get the look of real wood with the added performance of capped composite railing for a look that lasts.

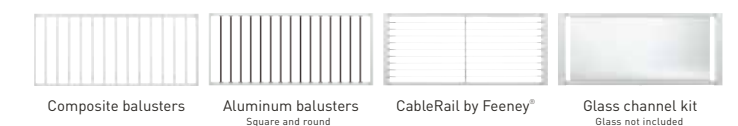



TOP RAIL SIZE: 3.5" X 2.7"

COLOR OPTIONS



INFILL OPTIONS





TOP RAIL SIZE: 6.4" X .3"

Contemporary Rail

SLEEK. MODERN. MINIMAL.

Showcasing a modern profile, Contemporary Rail makes a powerful yet sleek statement with a continuous top rail and clean lines. The top rail features softly curved edging, emphasizing linear, streamlined sightlines. Plus, you can't beat the wide top rail that doubles as a drink rail.

COLOR OPTIONS

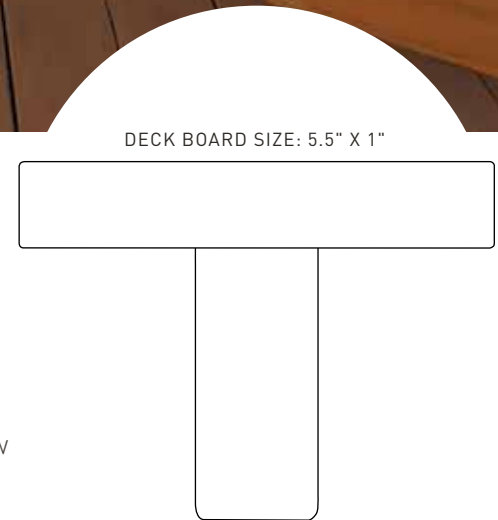



CLASSIC BLACK **TRADITIONAL WALNUT**

INFILL OPTIONS



Composite balusters Aluminum balusters Square and round CableRail by Feeney Glass channel kit Glass not included



DECK BOARD SIZE: 5.5" X 1"

TOP RAIL SIZE: 3.4" X 1.5"

Builder Rail

BOLD. MODERN. IMPACTFUL.

Universally appealing for all home exteriors, Builder Rail uses a deck board as a top rail making it easy to coordinate with your new deck color. This application showcases a thoughtful and stylish design detail — that also offers up the perfect place to set a drink.

COLOR OPTIONS



CLASSIC BLACK **TRADITIONAL WALNUT**

INFILL OPTIONS



Metal balusters Glass channel kit Glass not included



TOP RAIL SIZE: 5.4" X 2.7"

Reserve Rail™

CLASSIC. STATELY. POWERFUL.

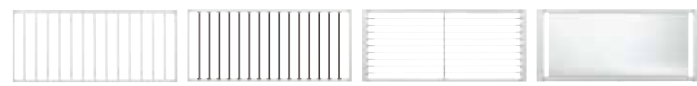
Choose rail with purpose — and sophistication — with the Reserve Rail that complements our AZEK® Trim. Get the look of custom-milled railing. Made with an extra-wide top rail, Reserve Rail makes a regal statement.

COLOR OPTIONS

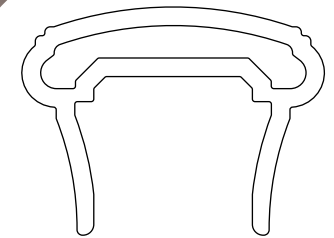


WHITE

INFILL OPTIONS



Composite balusters Aluminum balusters Square and round CableRail by Feeney® Glass channel kit Glass not included




TOP RAIL SIZE: 3.5" X 2.6"

Trademark Rail™

DEFINED. REFINED. BOLD.

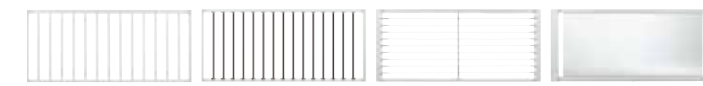
Tastefully elegant details define the Trademark Rail system. The timeless profile features a subtly curved top and beaded detail while flaunting solid construction.

COLOR OPTIONS

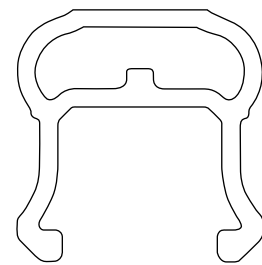


WHITE

INFILL OPTIONS



Composite balusters Aluminum balusters Square and round CableRail by Feeney® Glass channel kit Glass not included



TOP RAIL SIZE: 2.9" X 2.9"

RadianceRail®

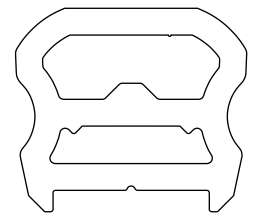

TRADITIONAL. SUBTLE. CURVED.

This traditional railing profile emphasizes time-tested beauty and smooth lines. A mix of gently curved and milled edges that perfectly fit in your hand define RadianceRail. The traditional millwork aesthetic sets this classy rail system apart.

COLOR OPTIONS



INFILL OPTIONS




TOP RAIL SIZE: 2.7" X 2.4"

RadianceRail Express®

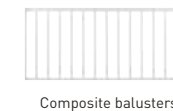
EFFORTLESS. CURVED. TIMELESS.

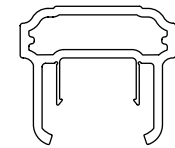
Truly a classic railing profile, RadianceRail Express boasts all of the benefits of RadianceRail with the added smaller top rail. The sculpted rail shape brings beauty and elegance to this easy-to-install rail.

COLOR OPTIONS



INFILL OPTIONS





TOP RAIL SIZE: 1.8" X 1.6"

Impression Rail™

MODERN. STURDY. MINIMALIST.


Impression Rail is an aluminum system with superior strength and minimalist design. Showcasing sleek lines and unobstructed views, this profile unapologetically stands its ground without demanding attention. Choose from aluminum or composite post sleeves for a mix-material design.

COLOR OPTIONS

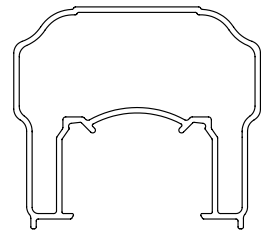


BLACK BRONZE

INFILL OPTIONS



Aluminum balusters
Rectangular only



TOP RAIL SIZE: 2.5" X 2.3"

Impression Rail Express®

CONTEMPORARY. SMOOTH. UNOBSTRUCTIVE.

Impression Rail Express is a pre-assembled, aluminum panel system that creates significantly faster installation. It offers a modern, sleek style that resembles Impression Rail, but with a wider top rail. This minimalist railing design accommodates gate kits as well as mid-rail infill options.

COLOR OPTIONS



WHITE BLACK DARK BRONZE

INFILL OPTIONS



Aluminum balusters
Rectangular only Aluminum balusters
With mid-rail Glass channel kit
Glass not included Glass channel kit
With mid-rail



Complete The Look

It's the little touches on phenomenal railing systems that add up. Add a little mood lighting, a gate at the top of stairs, or ADA compliant handrail...and viola! Pick the perfect accessories to complete your railing.

For more information on accessories, see pages 66-67 or visit TimberTech.com/finishing.



SECURE-MOUNT POST

Allows railing installations without a wood post, with mounting straight into concrete.



LIGHTED ISLAND CAP

Available for 5.5" post sleeves in White, Black, Kona®, Brownstone, and Slate Gray.



POST CAP LIGHT

Available in 4", 5", and 5.5" post caps.



ADA HANDRAIL SYSTEM

ADA-compliant; meets Americans with Disabilities Act requirements; compatible with all railing.



GATE KIT

Close off stairs from pets or small children (not appropriate for weight-bearing applications). Compatible with RadianceRail®, Premier Railing®, Impression Rail Express®, and Trademark Rail™. Offered in White or Black.



UNDER RAIL LIGHT

A hidden glow between balusters.



ACCENT LIGHT

Available in White and Architectural Bronze.





Pave The Way

STYLISH. ECO-FRIENDLY. REFINED.

Lightweight and durable, TimberTech Pavers contain up to 95% high-performance, recycled composite material. All TimberTech Pavers are stain, scratch, and impact-resistant and boast a residential lifetime no crack guarantee. Feel confident in your choice to pave your outdoor patio, rooftop, or driveway.

For more information on pavers, see page 64 or visit TimberTech.com/pavers.



REDWOOD



BOARDWALK



OLIVE



WATERWHEEL



VILLAGE



RESURFACING PAVERS

Transform rooftops into beautiful destinations with these dynamic pavers. Whether you want to upgrade existing decks or elevate your cracked patio and walkways, Resurfacing Pavers are right for you.



IN-GROUND PAVERS

Used for in-ground applications, Standard Pavers work phenomenally for new patios, walkways, driveways, and commercial spaces. Choose your favorite from a wide range of colors and sizes — or use Permeable Pavers for storm-water management.



8x8 Pavers in Waterwheel

Installation That's Easy

PATENTED GRID SYSTEM

The patented grid system not only takes less time to install than traditional concrete pavers, it makes creating patterns and designs easier than ever. Choose from five colors, three paver sizes, and a variety of patterns that fit your home.



BASKETWEAVE



HERRINGBONE



RUNNING BOND



BLOCK LATTICE



SOLDIERED



PLAINWEAVE

As with nearly all paver products, the color and finish of TimberTech Pavers will change over time with exposure to moisture, sunlight, heat, time and other variables, which vary by region or geography and typically takes anywhere from 3-24 months to be noticeable. This normal weathering effect is visual in nature and does not affect TimberTech Pavers' long-term durability, nor is it covered under the TimberTech Paver Warranty. As TimberTech Pavers weather, they may become more susceptible to surface scuffing, chalking or staining. See the TimberTech Paver Care and Cleaning Guide for easy ways to keep the pavers looking their best.

DRYSpace



Expand Your Space




SMART. DYNAMIC. COMPLEMENTARY.

Designed for second-story decks, DrySpace™ is an under-deck water management system that collects and channels moisture away from the home, so you can make the most of the space underneath your deck. Adding crisp, clean lines above and space cleanliness below, DrySpace is made of solid extruded vinyl for maximum strength, durability, and weather resistance. Plus, it's backed by a 25-Year Limited Warranty.

For more information on DrySpace, see page 64 or visit TimberTech.com/dryspace.



BONE




WHITE

DrySpace Components

AVAILABLE IN BULK OR INDIVIDUAL COMPONENTS

DrySpace kits and individual components are available to fit most common deck dimensions. The kits include all of the parts needed for an easy, seamless installation using standard tools.



Deck & Porch

CAPPED POLYMER DECK

Resists stains, scratches, and splits for a smart and beautiful low-maintenance deck.
Available in 17 colors and several grains to suit any taste and complement any exterior.

DECK PRODUCTS	DECK WIDTHS			SQUARE SHOULDERED LENGTHS			GROOVED LENGTHS			FASCIA 1/2" x 1 1/4"
	3 1/2"	5 1/2"	7 1/4"	12'	16'	20'	12'	16'	20'	12'
All Deck Boards 1" Thickness										
VINTAGE COLLECTION Coastline®, Weathered Teak™, English Walnut™, Dark Hickory, Cypress®, Mahogany	•	•	•	•	•	•	•	•	•	•
ARBOR COLLECTION Silver Oak®, Hazelwood®, Acacia®, Morado®, Brazilian Walnut, Mountain Redwood®, Island Oak™, Autumn Chestnut®	•	•	•	•	•	•	•	•	•	•
HARVEST COLLECTION Kona®	•	•	•	•	•	•	•	•	•	•
HARVEST COLLECTION Brownstone, Slate Gray	•	•	•	•	•	•	•	•	•	•

3 1/2" and 7 1/4" widths available in Square Shouldered boards only

4-SIDED CAPPED COMPOSITE

Composite decking capped with a fully protective polymer shell that resists the elements every deck endures.

DECK PRODUCTS	DECK WIDTHS	SQUARE SHOULDERED LENGTHS			GROOVED LENGTHS			FASCIA 12"	RISER 7 1/4"
		12'	16'	20'	12'	16'	20'		
All Deck Boards .94" Thickness	5.36"	12'	16'	20'	12'	16'	20'	12'	12'
LEGACY COLLECTION Sapele™, Espresso™, Whitewash Cedar™, Tigerwood, Ashwood, Pecan, Mocha	•	•	•	•	•	•	•	•	•
TROPICAL COLLECTION Antigua Gold®, Antique Palm®, Caribbean Redwood®, Amazon Mist®	•	•	•	•	•	•	•	•	•
TERRAIN COLLECTION™ Sandy Birch, Stone Ash®, Rustic Elm®, Silver Maple, Brown Oak	•	•	•	•	•	•	•	•	•

CAPPED COMPOSITE

Composite decking capped on 3 sides for a more affordable option.

DECK PRODUCTS	DECK WIDTHS	SQUARE SHOULDERED LENGTHS			GROOVED LENGTHS			FASCIA 12"	RISER 7 1/4"
		12'	16'	20'	12'	16'	20'		
All Premier Boards .89" Thickness All Prime Boards .94" Thickness	5.36"	12'	16'	20'	12'	16'	20'	12'	12'
PREMIER COLLECTION Dark Teak™, Maritime Gray™, Tidal Sand™, Beachwood Gray™	•	•	•	•	•	•	•	•	•
PRIME COLLECTION Dark Teak™, Maritime Gray™,	•	•	•	•	•	•	•	•	•

SPECIALTY COMPOSITE

These practical composite decking options are designed for the value-conscious customer, while still offering years of low-maintenance.

DECK PRODUCTS	DECK SIZES		SQUARE SHOULDERED LENGTHS			GROOVED LENGTHS			FASCIA 12"	RISER 7 1/4"
	.94"x5.36"	1 1/4"x5 1/2"	12'	16'	20'	12'	16'	20'		
RELIABOARD® Cedar, Gray	•		•	•	•					
DOCKSIDER™ Cedar, Gray		•	•	•	•					

CAPPED POLYMER PORCH

The same high-performance, stain and scratch resistant material in a traditional tongue and groove porch board.

PORCH PRODUCTS	PORCH WIDTHS		PORCH LENGTHS		
	3 1/8"	5 1/2"	10'	12'	16'
All Deck Boards 1" Thickness					
MAHOGANY	•	•		•	•
DARK HICKORY	•	•		•	•
COASTLINE®	•	•		•	•
WEATHERED TEAK™	•	•		•	•
SILVER OAK®	•			•	•
MORADO®	•			•	•
SLATE GRAY	•		•	•	•
BROWNSTONE	•		•	•	•
OYSTER®	•			•	•

Deck Accessories

END COAT

Coat the ends of your capped or non-capped wood composite boards and Contemporary or Builder Rail. Sold in 8oz bottles. Covers roughly 250 ends and is easily applied with a brush or roller.

DECK & RAIL COLORS	CEDAR	GRAY	TEAK	WALNUT	BLACK
Cedar, Sandy Birch	•				
Gray, Silver Maple, Stone Ash, Amazon Mist, Ashwood		•			
Antigua Gold, Pecan, Tigerwood			•		
Brown Oak, Rustic Elm, Antique Palm, Mocha, Traditional Walnut				•	
Classic Black					•

TIMBERTECH® DECKCLEANER™

Rest assured, using TimberTech DeckCleaner as instructed, and with the recommended brushes, will not damage TimberTech products or affect the warranty.

TIMBERTECH PRODUCTS	TIMBERTECH DECKCLEANER™	WASH SAFE DECK CLEANER	QUICKIE® STIFF NATURAL FIBER DECK SCRUB OR BLUE HAWK DECK SCRUB BRUSH	QUICKIE® BULLDOZER MEDIUM STIFFNESS NYLON BRISTLE DECK SCRUB BRUSH	TERRY CLOTH
Vintage	•		•		
Harvest	•		•		
Arbor	•		•		
Legacy	•			•	
Tropical	•			•	
Terrain	•			•	
Premier	•			•	
Prime	•			•	
ReliaBoard		•		•	
DockSider		•		•	
Composite Rail	•				•
Aluminum Rail	•				•
DrySpace	•				•
Paver	•		•		

For stubborn spots, repeat the process. It is good practice to test any cleaning product on a scrap piece or inconspicuous area to make sure it does not harm the surface. Avoid getting TimberTech Deck Cleaner on other surfaces, including glass, stainless steel and painted surface. Thoroughly rinse surfaces immediately upon contact. **Visit [TimberTech.com/cleaning](https://www.timbertech.com/cleaning) for more care and cleaning information.**

Fastening

COMPLETE FASTENING FOR SECURE DECKING

From hidden fasteners for a clean, fastener free surface to color matched screws for a seamless look on your TimberTech® deck, we provide lots of fastening options.

FASTENER SYSTEMS	FASTENING METHOD		COMPATIBLE DECKING		
	Pneumatic	Hand Driven	TimberTech® EDGE™	TimberTech® PRO™	TimberTech® AZEK®
CONCEALOC® Hidden Fastener	•	•	•	•	•
FUSIONLOC® Hidden Fastener	•	•	•	•	•
CORTEX® Hidden Fastener		•	•	•	•
SIDELOC™ Hidden Fastener		•			•
TOPLOC® for AZEK® Color Match Fastener		•			•
TOPLOC® for TimberTech® Color Match Fastener		•	•	•	

TOPLOC COLOR CHART FOR TIMBERTECH CAPPED POLYMER, CAPPED AND NON-CAPPED COMPOSITES

CAPPED POLYMER DECK AND FASCIA COLORS	LIGHT TAN	TAN	LIGHT BROWN	BROWN	DARK BROWN	LIGHT GRAY	DARK GRAY	DARK RED
Mahogany, Morado®				•				
Acacia®, Kona®, Dark Hickory, Brazilian Walnut, English Walnut™					•			
Island Oak™							•	
Mountain Redwood®								•
Cypress®		•						
Autumn Chestnut®, Silver Oak®			•					
Slate Gray, Coastline®						•		
Hazelwood®, Weathered Teak™, Brownstone	•							
CAPPED AND UNCAPPED COMPOSITE DECK AND FASCIA COLORS	GRAY	DARK GRAY	CEDAR	TEAK	SAND	WALNUT	IVORY	DARK RED
Cedar			•					
Gray, Stone Ash®, Maritime Gray™, Beachwood Gray™	•							
Caribbean Redwood®								•
Antigua Gold®, Pecan, Tigerwood, Dark Teak™				•				
Sandy Birch, Tidal Sand™					•			
Brown Oak, Rustic Elm®, Antique Palm®, Mocha, Sapele™						•		
Silver Maple, Amazon Mist®, Ashwood, Espresso™		•						
Whitewash Cedar™							•	

Pavers

PAVERS, REINVENTED

Pavers use a patented grid system that dramatically reduces installation time and takes the frustration and difficulty out of manually setting and aligning heavy concrete pavers.

	RESURFACING	STANDARD	PERMEABLE
Rooftop Patio	•	•	
Deck & Balconies	•		
High Traffic Rooftops		•	
Green Roof Walkways	•	•	
Resurface Patios & Walkways	•		
Driveways & Parking Lots		•	•
Patios & Walkways		•	•
Plazas & Entrances		•	•

PAVER PRODUCTS	STANDARD 2.38" HEIGHT	RESURFACING 1.75" HEIGHT	PERMEABLE 2.38" HEIGHT	COLOR OPTIONS				
				Redwood	Boardwalk	Olive	Village	Waterwheel
4" x 8"	•	•	•	•	•	•	•	•
8" x 8"	•	•		•	•	•	•	•
4" x 4"	•	•		•	•	•	•	•
Bullnose paver		•		•	•	•	•	•
Transition paver		•		•	•			•
Soldier course wedge	•			•				•
Soldier course full	•			•				•
Enkadrain 3801 drainage mat								

*8" x 8" and 4" x 4" Resurfacing Pavers are not available in Village. Grids are 16" x 16". Height listed is paver and grid combined.

DrySpace

AN UNDER-DECK WATER MANAGEMENT SYSTEM

DrySpace™ is made of solid extruded vinyl for maximum strength, durability, moisture and mold resistance. Creates additional space under a second-story deck into a dry, spacious patio.

DRYSPACE KITS Available in Bone or White	LENGTHS	
	12'	16'
12" On-Center Kits	•	
16" On-Center Kits	•	•
Individual Components	•	•

Note: Individual components include V-Panel, Ledger F Bracket, Single Combo Bracket, Double Combo Bracket

Rail

BEAUTY, STRENGTH, AND LASTING DURABILITY

Railing that offers the look and feel of wood coupled with high durability and low-maintenance.

PREMIER RAILING® White, Black, Kona®, Brownstone, Slate Gray	LENGTHS			
		6'	8'	10**
Rail Pack (top rail, bottom rail, support rails, hardware & footblocks)	•	•	•	
Custom Rail Pack (use with aluminum balusters, glass channels, or CableRail)	•	•	•	
36" Rail Kits with Balusters (available in white only)	•	•		
RADIANCERAIL® Available in White, Black, Kona®, Brownstone, Slate Gray	LENGTHS			
	6'	8'	10**	
Complete Kits (White only)	•	•		
Rail Packs	•	•	•	
Custom Rail Packs	•	•	•	
RADIANCERAIL EXPRESS® Available in Black, White, Kona®	LENGTHS			
	6'	8'		
Rail packs	•	•		
Stair Pack		•		
TRADEMARK RAIL™ Available in White	LENGTHS			
	6'	8'	10'	
Rail Pack (top rail, bottom rail, support rails, hardware & footblocks)	•	•	•	
Custom Rail Pack (use with aluminum balusters, glass channels, or CableRail)	•	•	•	
36" Rail Kits with Balusters	•	•		
RESERVE RAIL™ Available in White	LENGTHS			
	6'	8'	10'	16'
Rail Pack (bottom rail, support rails, hardware & footblocks)	•	•	•	
Custom Rail Pack (use with aluminum balusters, glass channels, or CableRail)	•	•	•	
5½" x Top Rail	•	•	•	•
IMPRESSION RAIL™ Available in Black or Bronze	LENGTHS			
	6'	8'	10'	
36" Straight Rail Kit	•	•	•	
36" Stair Rail Kit		•		
42" Straight Rail Kit	•	•	•	
42" Stair Rail Kit		•		
IMPRESSION RAIL EXPRESS® Available in Black, White or Dark Bronze	LENGTHS			
	6'	8'		
36" Panel for (stair and level)	•	•		
42" Panel for (stair and level)	•	•		
42" Mid-Rail Options**	•	•		
Glass Channel Kit**	•			
CONTEMPORARY RAIL Available in Classic Black and Traditional Walnut	LENGTHS			
	6'	8'	16'	
Rail Packs (Two universal rails, hardware & footblocks)	•	•		
Top Rail			•	
BUILDER RAIL Available in Classic Black and Traditional Walnut	LENGTHS			
	6'	8'		
BuilderBoard®	•	•		

*10' Rail Packs are available in White or Black only

**Mid-Rail and Glass Channel options may have a longer lead time

TECHNICAL INFO

UNIVERSAL PARTS For Premier, RadianceRail, RadianceRail Express, Trademark, and Reserve. Trademark Rail and Reserve Rail available regionally

POST SLEEVES SIZES & LENGTHS	COLORS				
	White	Black	Kona	Brown-stone	Slate Gray
4" x 4" – 39" Post Sleeve	•	•	•		
4" x 4" – 96" Post Sleeve	•	•	•		
5" x 5" – 42" Post Sleeve	•	•	•	•	•
5" x 5" – 144" Post Sleeve	•	•	•	•	•
5.5" x 5.5" – 39" Post Sleeve	•	•	•	•	•
5.5" x 5.5" – 54" Post Sleeve	•	•	•	•	•
5.5" x 5.5" – 144" Post Sleeve	•	•	•	•	•
6" x 6" – 108" Post Sleeve	•				

POST CAPS AND SKIRTS	COLORS				
	White	Black	Kona	Brown-stone	Slate Gray
4" x 4" Post Cap	•	•	•		
4" x 4" Post Skirt	•	•	•		
5" x 5" Pyramid Cap	•	•	•	•	•
5" x 5" Post Skirt	•	•	•	•	•
5.5" x 5.5" Pyramid Cap	•	•	•	•	•
5.5" x 5.5" Island Cap	•	•	•	•	•
5.5" x 5.5" Post Skirt	•	•	•	•	•
5.5" x 5.5" Lighted Island Cap	•	•	•	•	•
6" x 6" Island Cap	•				
6" x 6" Post Skirt	•				

CONTEMPORARY & BUILDER RAIL Post Sleeves and Skirts	COLORS	
	Classic Black	Traditional Walnut
5"x 5" x 42" Post Sleeve	•	•
5"x 5" x 96" Post Sleeve	•	•
5"x 5" Post Skirt	•	•

IMPRESSION RAIL™ POST KITS With Cap and Skirt	HEIGHT	
	36"	42"
Post Kit 2" x 2" x 37"	•	
Post Kit 3" x 3" x 38"	•	
Post Kit 2" x 2" x 43"	•	•
Post Kit 3" x 3" x 44"	•	•
Post Kit 2" x 2" x 54"		•
Post Kit 3" x 3" x 54"		•
Over the Post Straight Rail 2" x 2"	•	
Over the Post Stair Rail 2" x 2"	•	

NOTE: Use a taller post for stairs

IMPRESSION RAIL EXPRESS® POST KITS Available in Black, White, and Dark Bronze	HEIGHT	
	36"	42"
Post Kit 3" x 38"	•	
Post Kit 3" x 44"	•	•
Post Kit 3" x 48"		•
Over the Post 2" x 36"	•	
Over the Post 2" x 42"		•

SECURE MOUNT POST

4" Post
6" Post Attachment
Deck Mounting Kit

HARDWARE

Universal Hardware Kit
Baluster Fastener Kit

UNIVERSAL GATE KITS
Premier, Trademark, and RadianceRail®

Color	36"
White	•
Black	•

COMPOSITE BALUSTERS* (18/Pack)	RAIL HEIGHTS	
	36"	42"
White	•	•
Black	•	•
Kona	•	•
Brownstone	•	•
Slate Gray	•	•

ALUMINUM BALUSTERS (ROUND & SQUARE)
(20/Pack)

36" – Straight*
36" – Stair
42" – Straight*
42" – Stair

*Also available to provide a less than 2" gap from deck surface to bottom rail

METAL BALUSTERS ROUND
(Evolutions Rail Builder)

36" – Straight
36" – Stair
42" – Straight
42" – Stair

IMPRESSION RAIL™ ACCESSORIES

IMPRESSION RAIL™ ACCESSORIES	Set of 4
Straight Rail Bracket Kit	•
45° Straight Rail Bracket Kit	•
22½° Straight Rail Bracket Kit	•
Straight Rail Site Cut Bracket Kit	•
Fixed Stair Rail Bracket Kit	•
Adjustable Stair Rail Bracket Kit	•
Fastener Kit for Composite Posts & Top Rails	
Installation Tool	
Touch Up Paint	
Mounting Plate	

CABLERAIL

100' Stainless Steel Cable
500' Stainless Steel Cable
36" Hardware Kit
42" Hardware Kit
36" Intermediate Baluster
42" Intermediate Baluster
36" Stair Intermediate Baluster
42" Stair Intermediate Baluster
Accessory Kit
Cable Cutters
Protector Sleeves (Pack of 20)

IMPRESSION RAIL EXPRESS® ACCESSORIES

IMPRESSION RAIL EXPRESS® ACCESSORIES	Color Specific
Touch Up Paint	•
Installation Tool	
Extra Post Brackets	
Wall Mount Brackets	•
Gate Kits	•
Post Cap Light Perimeter	•
Post Cap Light Indirect	•
Post Attach Anchors	

GLASS CHANNEL

6' Glass Channel White
6' Glass Channel Black

LIGHTING ACCESSORIES

4" LED Post Cap Light
5" LED Post Cap Light
5.5" LED Post Cap Light
5.5" LED Lighted Island Cap
Riser Light
Accent Light
In-Deck Light
Under-Rail Light
150W Power Pack
Transformer (12V, 100W)
100' Wire 16/2
Wire Guides

ADA HANDRAIL & ACCESSORIES

1.5" Diameter Straight Rail, 104" Length
Handrail Bracket Kit
Straight Joiner
Adjustable Joiner
Straight Wall Return
Post Return
90° Corner
90° Inside Corner Bracket
Wall Return Cover Plate
Joint Rings
End Loop
Rail End Caps



1330 W. Fulton Street, Suite 350
Chicago, IL 60607

LIT-TTBRANDCATALOG
REV 03/19