

ENGINEERED TO LAST BEAUTIFULLY

TRIM | MOULDING | FASTENING | ADHESIVES

AZEK[®]
Exteriors





AZEK Trim and Moulding uses engineered polymer to resist the tests of time and weather to provide beautiful, sturdy and complementary framing to any structure. Choose from our inspired collection of products to add elegant details in a variety of applications. To create standout structures, AZEK Trim and Moulding believes in standout qualities:

UNIFORM

All AZEK Trim and Moulding products have consistent structural density in their polymers, allowing for easy milling and continuously smooth surfaces. The precise, sealed edges on all four sides of every board provide a uniform aesthetic throughout.

DURABLE

AZEK Trim and Moulding will not rot, split, splinter, delaminate or warp. It's unappetizing to destructive insects, moisture-resistant and doesn't need staining or sealing. It stays strong whether it's installed in contact with soil or concrete. Every product is backed by our Lifetime Limited Warranty.

WORKABLE

Easily mill, shape and apply AZEK Trim and Moulding using standard woodworking tools. Route and cut without chipping. Fasten close to edges without splitting or predrilling. Get creative with curves and other heat-formed applications.

BEAUTIFUL

Manufactured in a crisp semimatte white, AZEK Trim and Moulding adds beauty to any home or project. Protected by UV inhibitors, each board resists fading or yellowing. They're also easy to clean thanks to the sealed edges on all four sides. Paint in vinyl-safe paint* for a personal touch.

*Visit AZEKexteriors.com for more information



TRIM 10



MOULDING 24




PAINTPRO 18



J-CHANNEL 20



SURROUNDS 28



CORTEX 32



ADHESIVES 34

The value of Premium Trim

AZEK® Trim provides long-term value through trusted durability and beautiful flexibility. Unlike wood, AZEK Trim doesn't need paint or stain for protection and has exceptional moisture resistance, no matter the climate. Leave constant maintenance behind. Creatively curve and easily shape AZEK Trim through heat moulding. Explore color options or simply leave it in its semimatte white to complement any property for many years. AZEK Trim saves money over time through its longer life cycle compared to other materials and negligible maintenance costs compared to wood. Get truly premium value backed by our industry-best Lifetime Limited Warranty.

AZEK brings leadership in design and innovation to create efficient installations while giving discerning homeowners broad options with beautiful aesthetics. Here's what's new in trim and moulding in 2019.

NEW CORNERBOARDS - More options for time-saving installation. Page 13

NEW BEADBOARDS AND TONGUE & GROOVE PROFILES - More designs, more options, same beautiful results. Page 15

ONE-PIECE SKIRT BOARD - No more starter strips! Page 16

NEW PAINTPRO® - Trim engineered to be painted any color. Page 18

NEW AZEK TRIM PROTECTIVE FILM

To ensure that it looks as beautiful on your homes as it does when it leaves our facilities, our classic trim is now produced with a protective film to preserve the crisp white semimatte finish. The film protects AZEK Trim through every production phase:

- Shipping
- Repackaging
- Installation
- Storage
- Handling

AZEK Trim with protective film should be kept dry prior to installation. Do not expose film to direct sunlight for extended periods. Protective film can be removed prior to, during or immediately after installation.



Available in Traditional Finish in the sizes below:

NOMINAL THICKNESS	NOMINAL WIDTH						
	4	5	6	8	10	12	16
5/8	•	•	•	•	•	•	•
4/4	•	•	•	•	•	•	•
5/4	•	•	•	•	•	•	•

INDUSTRY LEADING WARRANTIES

With decades in the business partnered with dedicated investments to research and development, AZEK makes it our mission to provide the best materials on the market. We guarantee the integrity of our trim and moulding with a lifetime limited warranty that covers rotting, splitting, splintering, peeling and warping. It is also easy to maintain and resistant to mold, mildew and moisture damage. For more information, visit AZEKexteriors.com/warranty.



AZEK® TRIM OUTPERFORMS WOOD TRIM BY A LANDSLIDE

Superior uniformity, durability, workability, beauty and much more make AZEK Trim the better option.

	AZEK TRIM	WOOD TRIM
UNIFORMITY		
Consistent density	★	★
Square edges	★	★
No knots	★	
No waste; every inch usable	★	
Premium lengths; no upcharge	★	
Contains no known carcinogens	★	†
DURABILITY		
Never requires paint for protection*	★	
Will not rot, split, splinter, delaminate, warp or swell excessively from moisture	★	
Impervious to moisture and insect-resistant	★	
Suitable for ground and masonry contact	★	
Lifetime limited warranty	★	
Handles easily without breakage	★	★
WORKABILITY		
Use standard woodworking tools	★	★
Safely milled, shaped, and moulded without special safety equipment	★	★
Can be heat formed	★	
Fasten close to edge without predrilling	★	
Rout and cut without chip outs	★	†
Never requires painting to retain warranty	★	
BEAUTY		
Semimatte white material	★	
White color throughout profile	★	
Maintains beauty without painting	★	
Readily accepts paint** and stain	★	★
Complements all housing exteriors	★	★
Can be crafted for unique applications	★	†
EXTRAS		
Experienced and dedicated full-time sales force	★	
National PR and ad campaign	★	
Dealer referral system	★	
Dealer training program	★	
Available in trimboards, sheets, cornerboards, beadboard, and mouldings	★	
Special solution profiles available	★	

★ ALL PRODUCTS MEET CRITERIA

† SOME PRODUCTS MEET CRITERIA

* PaintPro® Trim must be painted within 180 days
 ** Visit AZEKexteriors.com for more information



Made in the USA



We bring building ease

Our designs and innovations come to life with contractors constantly in mind. Save time and money with beautiful, diverse materials that are easier to build and install. Contractors should be as happy as the homeowners when installation is done. Here's how AZEK® helps contractors and homeowners stay satisfied:



AESTHETIC APPEAL

AZEK Trim complements the setting so the entire exterior shines brighter. From subtle beadboard designs to texturized cornerboards, AZEK Trim brings visual and performance enhancements to its surroundings.



WORKABLE SUBSTRATES

Every piece of AZEK Trim can be easily milled, routed or moulded for use in almost any application in mind. Shape our trim to your heart's desire. Creativity is encouraged.



DESIGN CHOICES

Pair multiple trims and mouldings for a unique look that's consistently elegant. The uniformity of AZEK Trim and Moulding ensures a smooth blend.



UNIQUE ATTRIBUTES

AZEK Trim is as attractive as it is durable. Easily curve and shape through heat forming. Beautifully decorative, complementary and enduring.



SAVE TIME ON THE JOB

The AZEK Trim family includes one-piece cornerboards, column wraps and trim designed for ease of installation. The beautiful white semimatte finish means no paint is required, saving time and money on the job site.



Tips for AZEK® Trim

AZEK Trim is engineered for installation ease to save time and labor. AZEK's lightweight and durable PVC trim material lasts much longer than wood but can be cut, drilled and fastened with standard woodworking tools. See below for more tips to use at the worksite. Read our full installation guide at <https://azekexteriors.com/resources/installation-help>.



CUTTING

The more teeth on a blade, the smoother the cut of trim. Carbide-tipped finish blades are better suited for cutting AZEK Trim than steel blades.



BONDING

AZEK PVC Cement is best used in joints by fusing the trim boards together. To join boards in the center, use a scarf cut joint for best results. AZEK Fast and Slow Cure bonds AZEK trim to other AZEK Trim as well as steel, aluminum, masonry and wood.

See pages 33-35 details.



FASTENING

No predrilling is required when fastening. Use proper fasteners, #7/8 stainless steel screws, blunt point full head stainless steel or galvanized fasteners. Depending on size of the board, use a minimum of two or more fasteners every 16" or less.



CORTEX FASTENING

Using the Cortex® fastening system saves time in the field and leaves a smooth trim surface with no fasteners visible. Attach trim securely and cover holes with plugs that perfectly match the rest of the trim.

See page 32 for details.




PAINTING

If painting Classic AZEK trim, use 100% acrylic paint with colors having a Light Reflective Value (LRV) of 55 or higher for best results. If painting PaintPro® Trim: for light colors, use acrylic latex paint with LRV of 55 or greater and for dark colors, use vinyl-safe paint from a vinyl-safe color palette with LRV less than 55.



DENTS AND CLEAN UP

Small dents and scratches can easily be removed using a heat gun (always practice on a piece of scrap before attempting). Soap and water will clean most areas, but degreasers and mineral spirits can be used for heavy scuff marks.



Protective film on Classic AZEK Trim, see page 4

AZEK® Trim

Traditional and Frontier

AZEK Trim is a finishing touch that is far superior to wood. AZEK Trim is more durable and keeps its appearance longer with little maintenance. It is easily milled, routed and heat formed for exquisite custom looks or curved applications. No staining or sealing needed. AZEK Trim is easily painted in vinyl-safe paint for personal styling. Also available in two finishes. Traditional finish has a smooth, semimatte surface. Frontier finish has a rustic, woodgrain appearance.

8/4 X THICKNESS Traditional only

NOMINAL	ACTUAL	18'
8/4 x 4	1 1/2" x 3 1/2"	•
8/4 x 6	1 1/2" x 5 1/2"	•
8/4 x 8	1 1/2" x 7 1/4"	•
8/4 x 10	1 1/2" x 9 1/4"	•
8/4 x 12	1 1/2" x 11 1/4"	•

6/4 X THICKNESS Frontier only

NOMINAL	ACTUAL	20'
6/4 x 4	1 1/4" x 3 1/2"	•
6/4 x 6	1 1/4" x 5 1/2"	•
6/4 x 8	1 1/4" x 7 1/4"	•
6/4 x 10	1 1/4" x 9 1/4"	•
6/4 x 12	1 1/4" x 11 1/4"	•

5/4 X THICKNESS

NOMINAL	ACTUAL	12'	18'	20'
5/4 x 4	1" x 3 1/2"	•	•	•
5/4 x 5	1" x 4 1/2"	•	•	•
5/4 x 6	1" x 5 1/2"	•	•	•
5/4 x 8	1" x 7 1/4"	•	•	•
5/4 x 10	1" x 9 1/4"	•	•	•
5/4 x 12	1" x 11 1/4"	•	•	•
5/4 x 16	1" x 15 1/4"	•	•	•

4/4 X THICKNESS

NOMINAL	ACTUAL	12'	18'
1 x 2	3/4" x 1 1/2"		•
1 x 4	3/4" x 3 1/2"	•	•
1 x 5	3/4" x 4 1/2"	•	•
1 x 6	3/4" x 5 1/2"	•	•
1 x 8	3/4" x 7 1/4"	•	•
1 x 10	3/4" x 9 1/4"	•	•
1 x 12	3/4" x 11 1/4"	•	•
1 x 16	3/4" x 15 1/4"	•	•

5/8 X THICKNESS

ACTUAL	12'	18'
5/8" x 3 1/2"	•	•
5/8" x 5 1/2"	•	•
5/8" x 7 1/4"	•	•
5/8" x 9 1/4"	•	•
5/8" x 11 1/4"	•	•
5/8" x 15 1/4"	•	•

AZEK® Sheet

Traditional and Frontier

Applications over 16" wide are easy with AZEK Sheet. Use them for bay windows, dormers, and raised panels.

TRADITIONAL SHEET

ACTUAL	8'	10'	12'	18'	20'
3/8" x 4'*	•	•	•	•	
1/2" x 4'*	•	•	•	•	
5/8" x 4'	•	•	•	•	
3/4" x 4'	•	•	•	•	
1" x 4'	•	•	•	•	•

FRONTIER SHEET

ACTUAL	8'	10'
3/8" x 4'*	•	•
1/2" x 4'*	•	•
3/4" x 4'	•	•

* 3/8" and 1/2" sheets are not intended to be cut into trim pieces. These profiles must be glued to a substrate and mechanically fastened. Contact an AZEK Sales Rep with questions.



AZEK to Mill (ATM)

ATM's thick profile makes it an ideal material for fabrication. Its consistent density offers a superior product for milling operations.

AZEK TO MILL

ACTUAL	8'	18'
1 1/4" x 9 1/4"		•
1 1/4" x 48"	•	
1 1/2" x 48"	•	



ATM comes in a thicker profile to allow milling and routing while maintaining strength.



Shown:
Column
Wrap





Shown:
Cornerboard

Column Wrap



This easy-to-install three-plus-one column wrap profile saves time and installation costs. Three connected panels and a fourth “locking” panel fit easily and securely around a structural support with press-fit seams and clean corners.

COLUMN WRAP				
NOMINAL	INSIDE DIMENSION	OUTSIDE DIMENSION	8'6"	10'
4 x 4	3 3/4" x 3 3/4"	4 3/4" x 4 3/4"	•	•
6 x 6	5 3/4" x 5 3/4"	6 3/4" x 6 3/4"	•	•
8 x 8	7 3/4" x 7 3/4"	8 3/4" x 8 3/4"	•	•




 Traditional Finish
  Labor Savings

Rabbeted Trim



With rabbeted edges, this one-piece cornerboard is designed to ease siding installation and deliver a crisp façade. Rabbeted AZEK Trim also makes installation easier and provides a clean finish.

RABBETED TRIM (3/4" x 3/4" channel)		
NOMINAL	ACTUAL	18'
5/4 x 4	1" x 3 1/2"	•
5/4 x 6	1" x 5 1/2"	•
5/4 x 8	1" x 7 1/4"	•



 Traditional Finish
  Frontier Finish
  Labor Savings

New Cornerboard



With seams that will not open, AZEK® Cornerboards offer faster and more aesthetically pleasing installations to complement any home exterior. Unlike the two-piece cornerboards in the marketplace, which attract dirt in the seam, our one-piece cornerboards feature smooth outside edges to keep dirt away and help prevent cuts during installation.

CORNERBOARD			
NOMINAL	ACTUAL	10'	20'
5/4 x 4" x 4"	1" x 3 1/2" x 3 1/2"	•	•
5/4 x 6" x 6"	1" x 5 1/2" x 5 1/2"	•	•
5/4 x 8" x 8"*	1" x 7 1/4" x 7 1/4"		•

 Traditional Finish
  Frontier Finish

*5/4 x 8" x 8" only available in Traditional



 Labor Savings

New Rabbeted Cornerboard



With rabbeted edges, this one-piece cornerboard is designed to make siding installations a breeze and help deliver a crisp façade. Unlike the two-piece cornerboards in the marketplace, which attract dirt in the seam, our one-piece cornerboards feature smooth outside edges to keep dirt away and help prevent cuts during installation.

RABBETED CORNERBOARD			
NOMINAL	ACTUAL	10'	20'
5/4 x 4" x 4"	1" x 3 1/2" x 3 1/2"	•	•
5/4 x 6" x 6"	1" x 5 1/2" x 5 1/2"	•	•
5/4 x 8" x 8"*	1" x 7 1/4" x 7 1/4"		•

 Traditional Finish
  Frontier Finish

*5/4 x 8" x 8" only available in Traditional

 Labor Savings



Shown:
Reversible
Beadboard



Shown:
Tongue & Groove

Flange Slotted Window Trim



Typical window trims installed over a window nailing fin need to be shimmed or pulled back for the trim to lay flat. Flange Slotted Window Trim does not and is engineered to create beautiful, consistent and long-lasting window surrounds by removing the installation challenges created by windows installed with a nailing fin. The relief milled into Flange Slotted Window Trim accommodates the window nailing flange for most common window surround profiles for more efficient installation.

FLANGE TRIM		
NOMINAL	ACTUAL	18'
5/4 x 4" Slotted	1" x 3 1/2"	•
5/4 x 4" Slotted & Rabbeted	1" x 3 1/2" with 3/4" Rabbeted Channel	•
5/4 x 6" Slotted	1" x 5 1/2"	•
5/4 x 6" Slotted & Rabbeted	1" x 5 1/2" with 3/4" Rabbeted Channel	•

 Traditional Finish
  Frontier Finish


Reversible Beadboard



AZEK® Beadboard is reversible with an edge and center bead on one side and a v-groove on the other, perfect for wainscoting and porch ceilings.

BEADBOARD		
ACTUAL	18'	
5/8" x 3 1/2"	•	
1/2" x 5 1/2"*	•	

* Features a nailing flange for easier installation.

 Traditional Finish

New Beadboard (E & CB)



AZEK® Beadboard is reversible with an edge and center bead on one side and a v-groove on the other, perfect for wainscoting. The new AZEK Beadboard (E & CB) is certified UL580 class 90 wind gust uplift-resistant, making it ideal for use in coastal areas.

BEADBOARD		
NOMINAL	ACTUAL	18'
1 x 6"	3/4" x 5 1/2"	•

BEADED SHEET		
NOMINAL	ACTUAL	8'
1/2" x 4'	1/2" x 4'	•

 Traditional Finish



Beaded Sheet conveniently covers an area with one sheet instead of multiple beadboards. Saves time and money on installation.

New Tongue and Groove



AZEK Tongue and Groove profiles, available in shiplap and reversible WP4/nickel gap form factors, offer enhanced design and installation flexibility.

TONGUE & GROOVE SHIPLAP		
NOMINAL	ACTUAL	18'
1 x 6"	3/4" x 5 1/2"	•
1 x 8"	3/4" x 7 1/4"	•

TONGUE & GROOVE NICKEL GAP/WP4 (REVERSIBLE)		
NOMINAL	ACTUAL	18'
1 x 6"	3/4" x 5 1/2"	•

 Traditional Finish



Shown:
One-Piece
Skirt Board



Shown:
Universal
Skirt Board

There's more to water management than gutters

CONTROL OF WATER FLOW

Using AZEK® Trim and Moulding is an important step in water management. When used correctly, AZEK Trim and Moulding can help control rainwater by directing it away from the building.

PERMEABLE MATERIALS CAN ABSORB WATER

Material is key to the control of water and water damage. Water that is absorbed by permeable materials like wood can't be drained away, causing rot, bloating, shrinking and deterioration in a short time span. AZEK Trim and Moulding is extremely moisture resistant, leading to a much longer service life.

BOTH DECORATIVE AND PROTECTIVE


In addition to having built-in moisture resistance and water management capabilities, the decorative design of AZEK Trim and Moulding complements the surrounding exterior while protecting it. See page 26 for more.

One-Piece Skirt Board



The perfect transition between siding and grade, this One-Piece Skirt Board is designed to eliminate purchasing and installing a separate starter strip, skirt board and flashing. In addition to its consolidated three-in-one function, the slanted top of the board helps drain water away from the structure. Also helps make fiber cement or wood composite siding compliant with manufacturer's written installation clearance requirements. Save installation time and cost without compromising beautiful aesthetics.

ONE-PIECE SKIRT BOARD		
NOMINAL	ACTUAL	18'
4/4 x 8	3/4" x 7 1/4"	•
4/4 x 10	3/4" x 9 1/4"	•
5/4 x 6	1" x 5 1/2"	•
5/4 x 8	1" x 7 1/4"	•
5/4 x 10	1" x 9 1/4"	•




Universal Skirt Board



A two-piece skirt board with a two-sided trimboard (one side in smooth Traditional finish, the other in woodgrain Frontier finish) designed to assist with water management. Routed with a universal siding interface. Installation is quick and easy. Unlike other skirt boards, the AZEK* Universal Skirt Board works well with fiber cement, vinyl, or wood siding. No starter strips needed.

* Universal Skirt Board works with many products, ensure compatibility before purchase.

UNIVERSAL SKIRT BOARD Patent Pending		
NOMINAL	ACTUAL	18'
5/4 x 6	1" x 5 1/2"	•
5/4 x 8	1" x 7 1/4"	•
5/4 x 10	1" x 9 1/4"	•
1 1/2" nailing flange length		
1/4" drip edge overhang		




Integrated Drip Edge



This trim product is designed to assist with water management efforts around doors and windows. Comes in two pieces with a two-sided trimboard; one side in smooth Traditional finish and the other in woodgrain Frontier finish. Routed to accept a drip edge for channeling water away from window and door surrounds. Easy to install, the drip edge has an integrated nailing flange to reduce installation time and costs.

INTEGRATED DRIP EDGE Patent Pending		
NOMINAL	ACTUAL	18'
5/4 x 4	1" x 3 1/2"	•
5/4 x 6	1" x 5 1/2"	•
1 1/4" nailing flange length		
1/8" drip edge overhang		



PaintPro®

PVC Trim Engineered for Paint



Introducing PaintPro Trim

PaintPro® Trim is a revolutionary development in cellular PVC trim from AZEK® Building Products. PaintPro has the same high-performance and low-maintenance benefits of Classic AZEK trim, but can be painted any color. No primer needed. Just one coat of paint provides solid, clean coverage, even in dark colors. PaintPro can be handled 30 minutes after painting, so you can paint before or after installation. Like Classic AZEK trim, PaintPro is virtually impervious to moisture and adds the benefit of a superior paint bond that enhances long-term performance. The PaintPro substrate won't rot, crack, warp, or chip and is backed by the AZEK Lifetime Limited Warranty.

5/4 TRIMBOARD		
NOMINAL	ACTUAL	LENGTHS
5/4 x 4	1" x 3 1/2" x 16'	16'
5/4 x 6	1" x 5 1/2" x 16'	16'
5/4 x 8	1" x 7 1/4" x 16'	16'
5/4 x 10	1" x 9 1/4" x 16'	16'
5/4 x 12	1" x 11 1/4" x 16'	16'

4/4 TRIMBOARD		
NOMINAL	ACTUAL	LENGTHS
4/4 x 4	3/4" x 3 1/2" x 16'	16'
4/4 x 6	3/4" x 5 1/2" x 16'	16'
4/4 x 8	3/4" x 7 1/4" x 16'	16'
4/4 x 10	3/4" x 9 1/4" x 16'	16'
4/4 x 12	3/4" x 11 1/4" x 16'	16'

COLOR AND STYLE

PaintPro® combines advanced engineering and paint technology for the ultimate in design flexibility. Curve and mold PaintPro easily through heat forming and paint in any light or dark color to satisfy even the most discerning homeowner. Comes in two-sided, reversible finish: smooth Traditional and woodgrain Frontier. PaintPro elegantly complements the entire exterior with limitless, long-lasting color options and superior performance unmatched by competitors.

PAINTING REQUIREMENTS

- PaintPro must be painted within 180 days of outdoor UV exposure
- For lighter colors with a Light Reflective Value (LRV) 55 or greater: paint must be 100% acrylic latex
- For darker colors with a Light Reflective Value (LRV) less than 55: paint must be vinyl-safe from a vinyl-safe color palette. For custom colors, use a coating with solar reflective pigments
- To maximize paint performance, PaintPro should be kept covered and away from sunlight before installation



PRO TIP:

For premium finish with an extra 15-year limited paint and labor warranty, use AquaSurTech D100 paint or TruStain products. See <http://www.aqua-diy.com/azek>



NEW PAINTPRO®

PAINTPRO® OUTSHINES THE COMPETITION

Unlike competitive materials, PaintPro is the right PVC for applying and protecting paint, even in dark colors. It offers greater workability and design flexibility than fiber cement, more reliable performance than painted wood or engineered wood products and is backed by an industry-leading warranty from the trusted name in trim.

GREAT FOR CONTRACTORS

- No primer needed
- Attract the design-inspired homeowner with custom color offering
- Lightweight, easy to transport, bend and install
- Drying rate is significantly faster than non-PVC field applications
- Collated PaintPro Cortex® fastening system with pre-paintable plugs adds efficiency

Pre-paintable PaintPro Cortex plugs leave a smooth finish



 Patent pending exclusive technology
Made in the USA

J-Channel Trim Series—designed for premium vinyl siding products

AZEK® J-Channel Trim Series is a suite of products, including J-Casings and J-Quick Corners, expressly designed to complement premium vinyl siding.

Problem: Common Casing Applications

- Requires the purchase and installation of additional j-channel
- Requires additional cost to paint trim
- Unattractive appearance lessens curb appeal



Solution: AZEK J-Casing

- Integrated J-Casing eliminates extra purchases and installation
- Paint not required for protection
- Beautifully designed to complement its surroundings



Enhanced Aesthetics
Architectural designs and seamless finishing elevate beauty



Easy Install
Eliminates extra steps in the process and saves time



Cost Savings
Faster installation allows for greater work efficiency and labor savings



Low Maintenance
Long-term durability eliminates the need for painting or other maintenance

Problem: Common Corner Applications

- Complicated installation requires combining two pieces of trim to make outside corner
- Requires the purchase and installation of additional j-channel
- Unattractive appearance lessens curb appeal



Solution: AZEK J-Quick Corner

- One-piece cornerboard with integrated j-channel simplifies installation
- Paint not required for protection
- Single, continuous corner piece gracefully joins siding to trim





AZEK J-Channel Series

J-Casing

AZEK® J-Casing offers the most beautiful and seamless transition between your siding and trim. These trims have also been engineered to reduce labor, the need for field applied paint and extra j-channels.



J-CASING				
DESCRIPTION	ACTUAL	12'	16'	18'
1 x 4 J-Casing	1 1/8" x 3 1/2"		•	•
1 x 6 J-Casing	1 1/8" x 5 1/2"	•		

Traditional Finish


BRICK MOULD J-CASING		
DESCRIPTION	ACTUAL	18'
Brick Mould J-Casing	1 1/4" x 2"	•

Traditional Finish

AZEK J-Channel Series

J-Quick Corner

This corner is installed with hidden fasteners, completely eliminating the need for excessive face nailing and touch-up. It is also versatile enough to be used with multiple types of sidings.



Traditional Finish

J-QUICK CORNER		
DESCRIPTION	ACTUAL	20'
4 x 4 J-Quick Corner	1" x 3 1/2" x 3 1/2"	•
6 x 6 J-Quick Corner	1" x 5 1/2" x 5 1/2"	•


Finish the look with moulding

Add an architectural flair to the overall picture with AZEK Moulding. Shapes and styles abound from soffits to sills. See pages 24-27.





Define the homeowner's personal style with AZEK® Moulding. With over 30 different profiles to mix and match, you can customize any build with a distinctive look. In addition to defining style, AZEK sill profiles add water management to your project by directing water away from the structure.



AZEK Moulding is the most beautiful high-performance line of mouldings available

With crisp, architectural details reminiscent of premium wood mouldings, high-performance AZEK Moulding will last beautifully without the maintenance hassles associated with wood. Backed by AZEK's promise of high-quality and lasting performance, AZEK Moulding will retain a like-new appearance despite the tests of time and weather. AZEK Moulding offers greater stability and predictability when fastening. Unlike traditional wood moulding, AZEK Moulding resists moisture and insect damage and will not cup, rot or split.


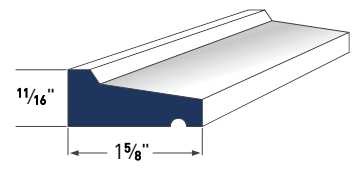

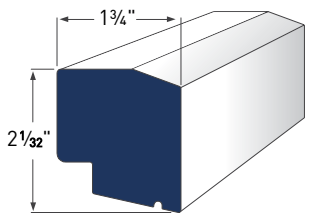

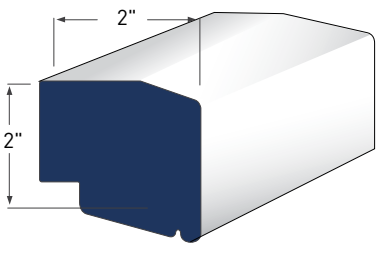

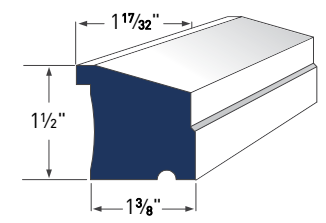

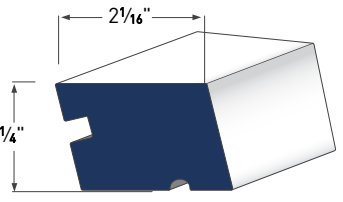

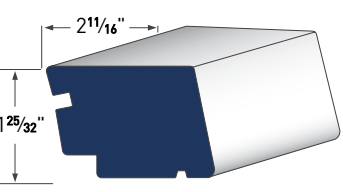

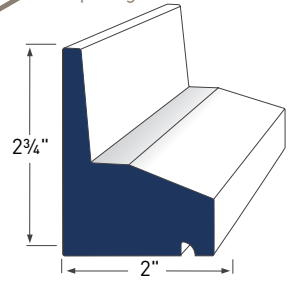
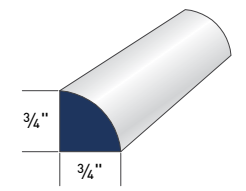
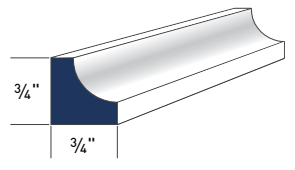
Crown Profiles

Crown moulding profiles are typically decorative mouldings designed for use along the intersection of a wall or ceiling. May be combined with other mouldings to create a built-up profile.

<p>3" CROWN AZM-52 LENGTH: 16'</p>	<p>4" CROWN AZM-49 LENGTH: 16'</p>	<p>5" CROWN AZM-47 LENGTH: 16'</p>	<p>6" CROWN AZM-45 LENGTH: 16'</p>
<p>8" CROWN AZM-43 LENGTH: 16'</p>	<p>COVE MOULDING AZM-80 LENGTH: 16'</p>	<p>BED MOULDING AZM-75 LENGTH: 16'</p>	<p>3 1/2" BED MOULDING AZM-28 LENGTH: 16'</p>
<p>IMPERIAL RAKE CROWN AZM-6937 LENGTH: 16'</p>	<p>RAMS CROWN AZM-6934 LENGTH: 16'</p>	<p>SOLID CROWN AZM-7954 LENGTH: 16'</p>	<p>CROSSHEAD PEDIMENT AZM-6216 LENGTH: 18'</p>

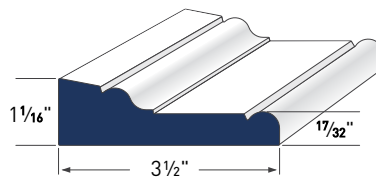
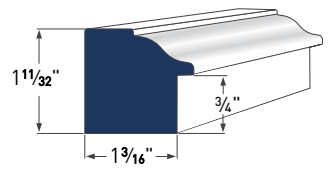
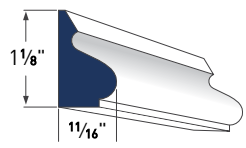
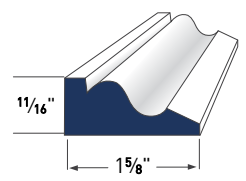
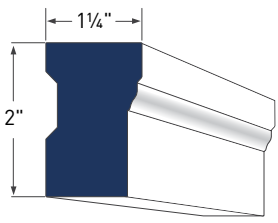
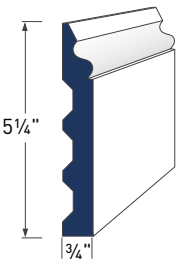
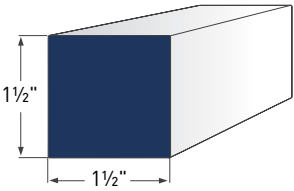
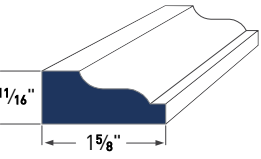
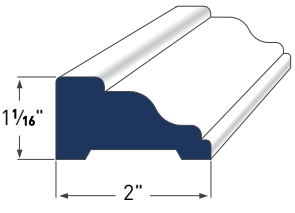
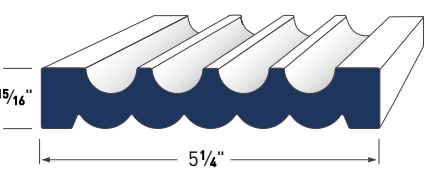
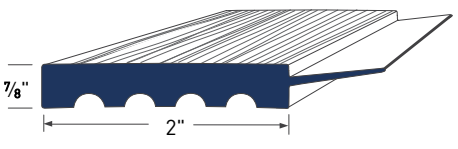
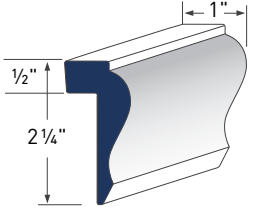
Detail and Sill/Drip Profiles

The AZEK® drip cap can be used as a water table or brick ledge for separation and watershed against two different materials. AZEK's sill profiles shed water and offer architectural detail.

 <p>Water Management Drip Edge</p>  <p>DRIP CAP AZM-197 LENGTH: 16'</p>	 <p>Water Management Drip Edge</p>  <p>HISTORIC SILL AZM-6930 LENGTH: 16'</p>	 <p>Water Management Drip Edge</p>  <p>LARGE SILL NOSE AZM-7979 LENGTH: 16'</p>
 <p>Water Management Drip Edge</p>  <p>SUB SILL NOSE AZM-6933 LENGTH: 16'</p>	 <p>Water Management Drip Edge</p>  <p>WINDOW SILL NOSE AZM-7974 LENGTH: 12'</p>	 <p>Water Management Drip Edge</p>  <p>LARGE HISTORIC SILL AZM-7958 LENGTH: 16'</p>
 <p>Water Management Drip Edge</p>  <p>WATER TABLE AZM-6935 LENGTH: 18'</p>	 <p>QUARTER ROUND AZM-105 LENGTH: 16'</p>	 <p>SCOTIA AZM-93 LENGTH: 16'</p>

Casing Profiles

Use AZEK® casing profiles as decorative moulding against a wall, door or window to create surrounds. Add a touch of style to your framing.

 <p>ADAMS CASING AZM-97 LENGTH: 16'</p>	 <p>BACK BAND AZM-6931 LENGTH: 16'</p>	 <p>BASE CAP AZM-164 LENGTH: 16'</p>
 <p>BAND MOULDING AZM-217 LENGTH: 16'</p>	 <p>BRICK MOULD AZM-180 LENGTHS: 16', 17' and 18'*</p>	 <p>COLONIAL BASE CAP AZM-163 LENGTH: 16'</p>
 <p>SQUARE PROFILE AZM-236 LENGTH: 12'</p>	 <p>SHINGLE MOULD AZM-210 LENGTH: 16'</p>	 <p>RAKE MOULDING AZM-287 LENGTH: 16'</p>
 <p>FLUTED/REEDED AZM-606 LENGTH: 16'</p>	 <p>GARAGE DOOR THERMOSTOP AZM-6936 LENGTHS: 7', 9', and 16'</p>	 <p>WAINSCOT CAP AZM-284 LENGTH: 16'</p>

*18' Brick Mould (AZM-180) is available in full units only and cannot be ordered via the Pick & Pack program.



Creative freedom meets innovative efficiency with AZEK® Surround designs

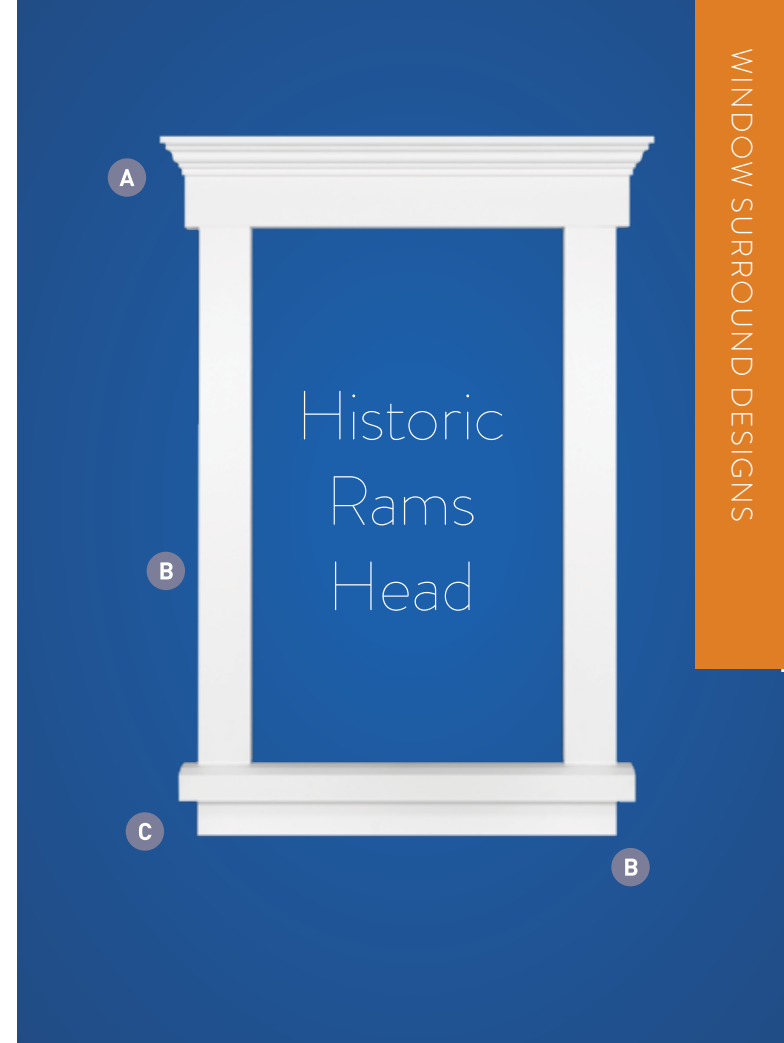
Drawing inspiration from architecture archives and a diverse trim collection, AZEK designers have created a series of classic window and door surround designs to make style choices simple. Single-structure, pre-milled profiles reduce costly carpentry and assembly steps. These trim and moulding profiles are built up with varying shadow-line compositions, visual weights and widths, then matched with complementary sill profiles to give each surround its own persona. AZEK surround designs bring sophisticated styling and moisture management to your homes without breaking the budget.



This assembly replicates a classic surround with subtle detail. An attractive one-piece crown mould and wide head makes installation a breeze. The Historic Rams Head surround delivers an interesting, but simple aesthetic and is commonly used in Arts and Crafts-styled homes. The historic or molded sill should be used with this surround.

TO CREATE THE HISTORIC RAMS HEAD SURROUND, USE THE PROFILES BELOW


- A**
CROSSHEAD PEDIMENT
AZM-6216
LENGTH: 18'
- B**
CASING: 5/4 x 4
APRON: 5/4 x 4
- C**
HISTORIC SILL
AZM-6930
LENGTH: 16'

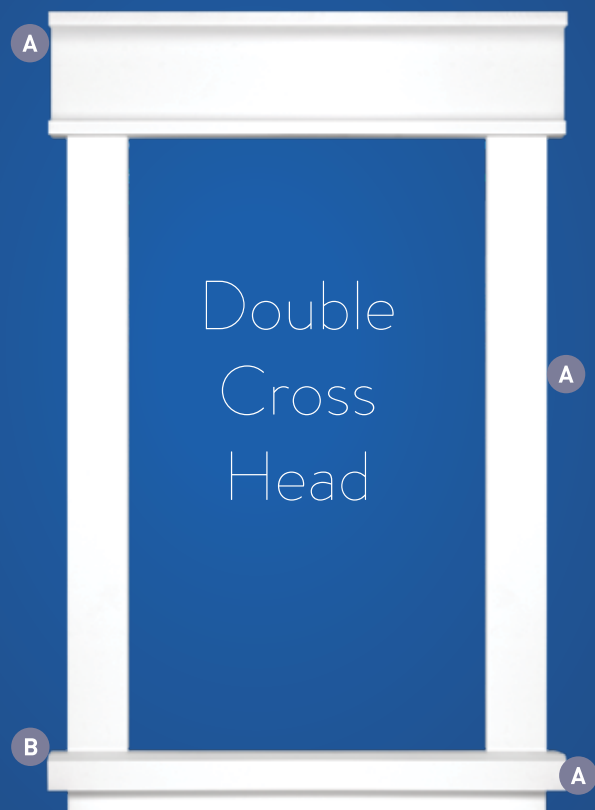


This surround grouping features horizontal stepping, casting distinct shadow lines. With its tall head and cap combination, the Stateside is best suited for large window or door arrangements, especially on historic home designs that call for dramatic horizontal definition. Match with the historic sill or window sill nose.

TO CREATE THE STATESIDE SURROUND, USE THE PROFILES BELOW

- A**
DRIP CAP: 5/4 x 4
CAP: 6/4 x 2-1/2
CROSS STRIP: 4/4 x 2
HEAD: 5/4 x 6
CASING: 5/4 x 4 or 6
APRON: 5/4 x 4 or 6
- B**
HISTORIC SILL
AZM-6930
LENGTH: 16'
- OR USE WINDOW SILL NOSE**
AZM-7974
LENGTH: 12'





Double
Cross
Head

For clean, versatile styling, the Double Cross Head surround accentuates strong horizontal shadow lines above and below the smooth head member. The effect complements other trim detailing around the home, without appearing overly decorative. The window sill nose assembly is recommended.

TO CREATE THE DOUBLE CROSS HEAD SURROUND, USE THE PROFILES BELOW

- A**
CAP: 4/4 x 2
HEAD: 5/4 x 6
CROSS STRIP: 4/4 x 2
CASING: 5/4 x 6
APRON: 5/4 x 4 or 6



- B**
WINDOW SILL NOSE
AZM-7974
LENGTH: 12'



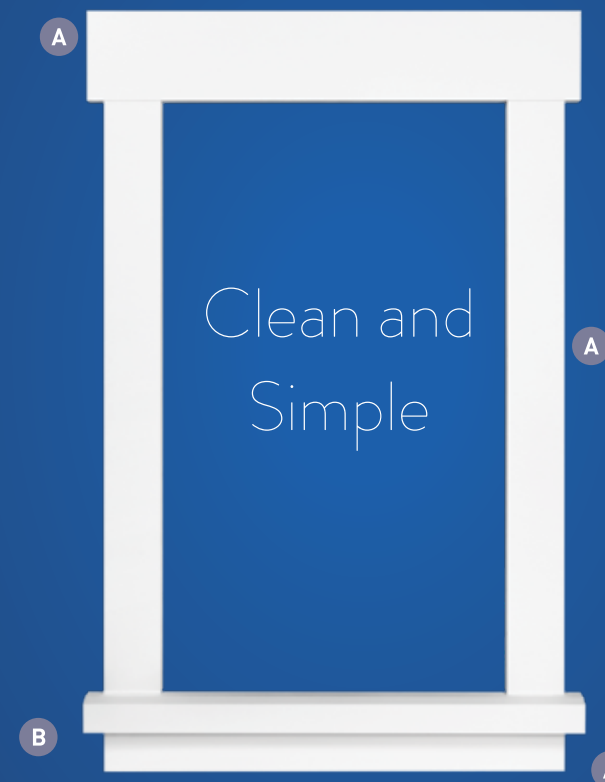
While accurate for a wide variety of traditional styles, the Clean and Simple surround is best suited for small- to medium-size windows. This assembly is a cost-effective solution when an understated look is desired. The window sill nose or molded apron are recommended.

TO CREATE THE CLEAN AND SIMPLE SURROUND, USE THE PROFILES BELOW

- A**
HEAD: 5/4 x 6
CASING: 5/4 x 4
APRON: 5/4 x 4



- B**
WINDOW SILL NOSE
AZM-7974
LENGTH: 12'



Clean and
Simple

Featuring an edge detail around the casing and head elements, the defined shadowing in the Historic Back-Band adds depth and width to window and door treatments. Use either the historic sill or molded apron assembly to enhance this combination.

TO CREATE THE HISTORIC BACK-BAND SURROUND, USE THE PROFILES BELOW

- A**
BACK BAND
AZM-6931
LENGTH: 16'



- B**
HEAD: 4/4 x 6
CASING: 4/4 x 6
APRON: 4/4 x 6



- C**
LARGE HISTORIC SILL
AZM-7958
LENGTH: 16'



The Crowned Bandit surround is ideal when a stronger vertical presence or higher level of detail is desired versus a linear approach. It's typically used to complement other molded elements found in cornices, frieze banding and columns. The molded apron is appropriate here.

TO CREATE THE CROWNED BANDIT SURROUND, USE THE PROFILES BELOW

- A**
CAP: 4/4 x 4
CASING: 4/4 x 6
APRON: 5/4 x 4 or 6



- B**
4" CROWN
AZM-49
LENGTH: 16'



- C**
BACK BAND
AZM-6931
LENGTH: 16'



- D**
LARGE HISTORIC SILL
AZM-7958
LENGTH: 16'



Historic
Back-Band



Crowned
Bandit



NEW
Paintable Cortex®
for PaintPro®Trim



Cortex® for AZEK® Trim – now 50% faster

Save time, money, and labor costs with Cortex for AZEK Trim. The only concealed fastening system that quickly and easily fastens AZEK PVC trim to your building project now comes in NEW collated strips. This minimizes handling and saves valuable time on the jobsite. The unique bit sets screws below the surface and plugs made of AZEK Trim tap in for a clean, flush finish. No mess and or fading over the life of the project. Plus, Cortex fasteners offer a stronger connection than nails.

- Fast and easy: eliminates the need to caulk, sand and paint each nail hole
- Guaranteed corrosion resistance for life of the project; ACQ approved
- Plugs made out of same AZEK trim material; eliminates fading or streaking, keeps trim smooth and uniform
- The felt tip on the unique bit prevents surface marring while driving fasteners securely below the trim surface
- Can be painted

BETTER FASTENER, BETTER AESTHETICS



Minimize handling and save valuable time on the job site with collated strips of Cortex plugs.



When using PaintPro®Trim, choose PaintPro Cortex plugs and paint to match trim color.



Drive fastener at 90° angle to preset level below trim surface.



Place plug with trim surface side up into hole. Gently tap plug until flush with the trim.

Adhesives and Tools

Use adhesives, sealants and accessories engineered specifically to bond with PVC products. The AZEK® solvent-free structural adhesive system is designed for fast, easy installation and enduring strength.

- Helps prevent trim joints from separating
- Bonds PVC to PVC, steel, aluminum, masonry and wood
- Provides nail and gap-filling solutions engineered for PVC
- Meets EPA VOC and CARB specifications
- Resists yellowing

New AZEK Adhesives give you a permanent solution for core-to-core bonding, surface bonding, sealing and filling PVC trim and moulding for an attractive finish.

RIGHT PRODUCT, RIGHT APPLICATION



Use AZEK Cellular PVC Cement for securing joints and other trim connections requiring tight compression.



Use AZEK Fast Cure and Slow Cure to fill gaps and other trim connections that do not require tight compression. Use a putty knife to distribute, and sand when dry for a smooth finish.



Apply Fast Cure or Slow Cure on trim with rough edges, then sand for a smooth finish.



Use AZEK Nail Eraser to smooth surfaces marked by nails with small surface heads.

Engineered adhesives for easy application

Quickly and securely bond trim to multiple surfaces

FAST CURE 220 ML

AAD220MLFCS

- White, two-part acrylic-based adhesive ideal for bonding AZEK to AZEK products; also bonds PVC to wood, metal, brick, vinyl, glass and other PVC
- Work time 4-7 minutes at 70°F after mixing with Qwik-Mixer; fully cures in 24 hours
- Fills nail holes and gaps up to 1/8"
- Requires Qwik-Mixer for easy mixing and dispensing



SLOW CURE 220 ML

AAD220MLSCS

- White, two-part acrylic-based adhesive ideal for bonding AZEK to AZEK products; also bonds PVC to wood, metal, brick, vinyl, glass and other PVC
- Work time 15-25 minutes at 70°F after mixing with Qwik-Mixer; fully cures in 24 hours
- Fill nail holes and gaps up to 1/2"
- Requires Qwik-Mixer for easy mixing and dispensing



Fast Cure Starter Kit
2 Qwik-Mixers
Fast Cure Adhesive 50 ml
Caulking Gun Adapter
AAD50MLFCSK



Slow Cure Starter Kit
2 Qwik-Mixers
Slow Cure Adhesive 50 ml
Caulking Gun Adapter
AAD50MLSCSK

Fast Cure and Slow Cure both work best filling gaps around trim and with adhesions not requiring a tightly compressed fit. After full curing, glued seams are stronger than the trim itself. Sand excess adhesive from the seam once dry for a smooth finish and paint if desired.

CELLULAR PVC CEMENT

Clear, contact-style adhesive bonds with PVC in a fast working time. Ideal for securing joints. Creates a powerful and reliable material bond with no sanding or scraping required.

4 oz: AAD004OZ, 8 oz: AAD008OZ,
16 oz: AAD016OZ, 32 oz: AAD032OZ,
128 oz: AAD128OZ, 640 oz: AAD640OZ

- 24-hour curing time
- Clamp 24-48 hours for best results
- Water soluble for easy cleanup when surfaces still wet
- Convenient applicator built into lid
- Use AZEK Adhesive to connect trim when a tight compression is required, such as connecting trim end-to-end (scarf joints) and at corners (miter joints)



FILL & FLEX

Use for expansion and contraction joints on PVC trim boards. Seals gaps around windows and doors. Slow curing, one-part, urethane-based sealant with high level of flexibility and elongation to absorb expansion and contraction from heat or cold.

AAD300MLFF

- Premium-grade TiO2 pigments
- Resists long-term yellowing
- Allows ample work time
- 300 ml



Accessories



QWIK-MIXERS (24/PK)

Required dispenser for Fast Cure and Slow Cure AZEK® Adhesive products. The resin and catalyst blend together as they travel down the tube to the applicator tip. Ensures 1:1 ratio mix and provides easy adhesive application. 24 per pack.

50 ml: AAD50MLSQM

220 ml: AAD220MLQM



MANUAL 50 ML DISPENSE GUN

Made of highly engineered plastic to be lightweight and powerful. Easy loading breech provides secure cartridge fit.

AAD50MLMG

Contractor and Builder Information

AZEK® Trim and AZEK Moulding should be installed using the same good building principles used to install wood trim and mouldings and in accordance with the local building codes and established installation guidelines. AZEK accepts no liability or responsibility for the improper installation of this product.

AZEK Trim and AZEK Moulding may not be suitable for every application and it is the sole responsibility of the installer to be sure that AZEK Trim and AZEK Moulding are fit for the intended use. Since all installations are unique, it is also the installer's responsibility to determine specific requirements in regard to each trim and moulding application. AZEK recommends that all applications be reviewed by a licensed architect, engineer or local building official before installation.


Technical information and AZEK Trim and AZEK Moulding installation guides are available at AZEKexteriors.com/resources or from a local AZEK dealer. For further assistance, please call AZEK Customer Service at 877-ASK-AZEK (877-275-2935) or visit our website at AZEKexteriors.com.



PVC TRIM NAIL ERASERS

Fills finish nail holes in PVC trim. White color perfect matches AZEK trim. Resists yellowing.

.5 oz: AADNEBLIS



CAULKING GUN ADAPTER

Tool adapter for caulking guns.

AAD50MLCGA



MANUAL 220 ML DISPENSE GUN

Its 26:1 mechanical advantage dispenses high and low viscosity adhesives with less user fatigue. Designed to maximize durability.

AAD220MLHF



PLASTIC JOINING BISCUIT

PVC-compatible biscuits. Easy way to join, seal and finish PVC Trim.

BISCUIT PACK OF 50: AADPJB



AZEK BUILDING PRODUCTS

1330 W. Fulton Street, Suite 350 | Chicago, IL 60607

©2019 AZEK Building Products.

For more information please visit

AZEK.com or call 877-ASK-AZEK

LIT-ATRIMMOULDPP REV 04 /19