



QUALITY. STRENGTH. ELEGANCE.

It's ALWAYS been a way of life...

Contents

Perma-Loc® Uplift Solution	5
The PermaCast®Plus Column Collection.....	6
PermaCast®Plus RoughSawn®	8
PermaCast®Plus Square Columns	9
PermaCast®Plus Recessed Panel Columns.....	10
PermaCast®Plus Craftsman Columns.....	11
PermaCast®Plus Round Tapered Columns.....	12
PermaCast®Plus Fluted Round Columns.....	13
PermaCast®Plus Round No-Taper Columns	13
Perma Capitals and Bases	15
Decorative Capitals	16
Helpful Hints	17
PermaLite® Columns.....	18
Smart Columns.....	22
PermaSnap™ Column Wrap.....	23
PermaWrap™ PVC Columns.....	24
WoodGrain PVC Sell Sheet.....	25
PermaWrap™ Dimensions.....	26
Wood Columns.....	28
Capital and Base Options for Wood Columns.....	28
The PermaPost® Collection	32
Wood Porch Posts.....	34
The HB&G PermaRail® Plus Collection.....	35
Balustrade Systems.....	39
Serenity Series Fiberglass Pergolas	44
Semi-Custom Pergola Options.....	45
Custom Solace® Series Fiberglass Pergolas.....	46
Understanding Pergola Dimensions	46
Mor-Shade for Pergolas.....	47
Outdoor Living Products.....	49
Architectural Services.....	50
Warranty.....	51

The traditional American front porch... it's where we welcome friends and family into our home. It's where we sit and enjoy their company. It's the place where we go to escape the stress of daily life and take the time to sit back, relax, and enjoy life.

The last thing you want to worry about is the work required to keep your porch beautiful, and that's where HB&G can offer you the solution of a lifetime.

HB&G offers a wide variety of porch and outdoor living products to help you create the design that best suits your way of life. Best of all, many of our products require little or no maintenance and come with a solid warranty.

The following pages include everything you need to know to build a beautiful, enduring structure that will improve the quality of your life.

— SINCE 1880 —

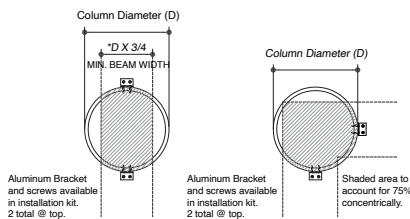


Building Code Compliance

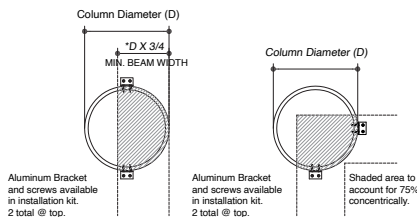
HB&G has updated our product testing to comply with changes to the Building Codes (IBC/IRC) and to the Acceptance Criteria for Fiberglass Columns. The 2 major changes that impacted PermaCast®Plus and PermaLite® were:

- Eccentric Axial Loading – the new maximum allowable load values are based on eccentric (offset) axial load as opposed to concentric (centered) axial loading.
- Increased Safety Factor – the safety factor on the allowable load was increased from 2.5 times to 5 times

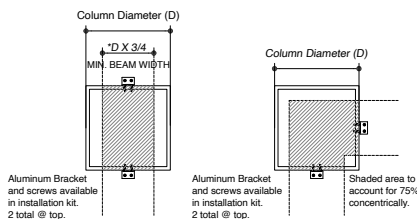
Eccentric loading of columns is not recommended by HB&G.



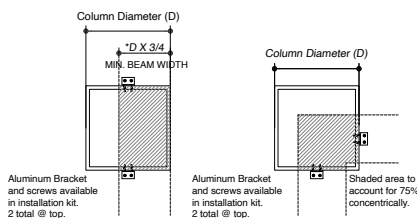
Acceptable Applications



Unacceptable Applications



Acceptable Applications



Unacceptable Applications

HB&G recommends following the installation instructions included with the product purchased. HB&G structural products conform to 2018 IBC/IRC.

Round Tapered PermaCast® Plus Plain and Fluted

Bottom Diameter	Eccentric Loading		Concentric Load (Lbs.)
	Avg. Allowable Load (Lbs.)	Avg. Ultimate Load (Lbs.)	
6"	4,580	22,900	8,000
8"	4,600	23,000	10,000
10"	4,690	23,450	14,000
12"	4,800	24,000	18,000
14"	7,800	39,000	20,000
16"	8,250	41,250	20,000
18"	10,000	50,000	20,000
20"	10,000	50,000	20,000
22"	10,000	50,000	20,000
24"	10,000	50,000	20,000
28"	10,000	50,000	20,000
30"	10,000	50,000	20,000

Round Wood Columns

6"	2,000
8"	3,200
10"	4,200
12"	5,100

PermaPost®

5" Colonial	1,300
6" Colonial	5,000
5" Square	5,000
6" Chamfered	5,000

Wood Porch Posts

4"	1,000
5"	3,000
6"	5,800

*Concentric loading

Conforms with 2018 IBC/IRC

Square PermaCast® Plus Plain, Fluted, RoughSawn®, and Recessed Panel

6"	5,100	25,500	8,000
8"	5,150	25,750	10,000
10"	5,640	28,200	14,000
12"	5,900	29,500	18,000
14"	8,500	42,500	20,000
16"	9,500	47,500	20,000

Round No-Taper PermaCast® Plus Plain and Fluted

8"	4,590	22,950	10,000
10"	4,670	23,350	14,000
12"	4,750	23,750	18,000
14"	7,000	35,000	20,000
16"	7,000	35,000	20,000
18"	7,000	35,000	20,000
24"	9,000	45,000	20,000

Craftsman Plain and RoughSawn® PermaCast® Plus

10" x 5.5" x 66"	9,000	45,000	10,000
10" x 8" x 66"	9,000	45,000	10,000
10.25" x 7.5" x 7'	7,000	35,000	10,000
12" x 8" x 5'	8,000	40,000	14,000
12" x 8" x 6'	8,000	40,000	14,000
12" x 8" x 66"	8,000	40,000	14,000
12" x 10" x 6'	8,000	40,000	14,000
12" x 10" x 10'	8,000	40,000	14,000
14" x 12" x 9'	8,000	40,000	14,000
16" x 9" x 6'	9,000	45,000	14,000
16" x 9" x 8'	9,000	45,000	14,000
16" x 9" x 58"	9,000	45,000	14,000
16" x 12" x 6'	9,000	45,000	14,000
16" x 12" x 8'	9,000	45,000	14,000

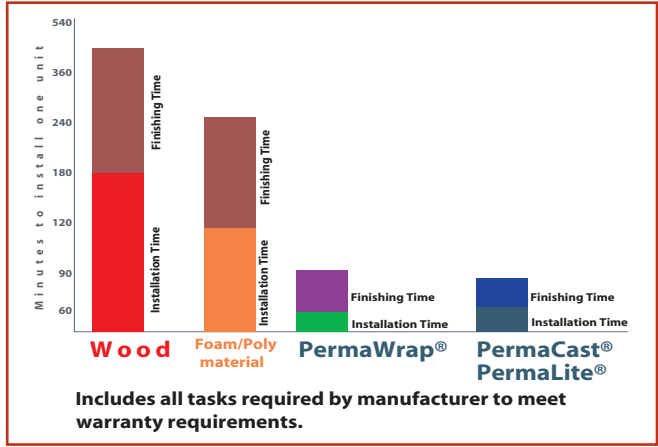
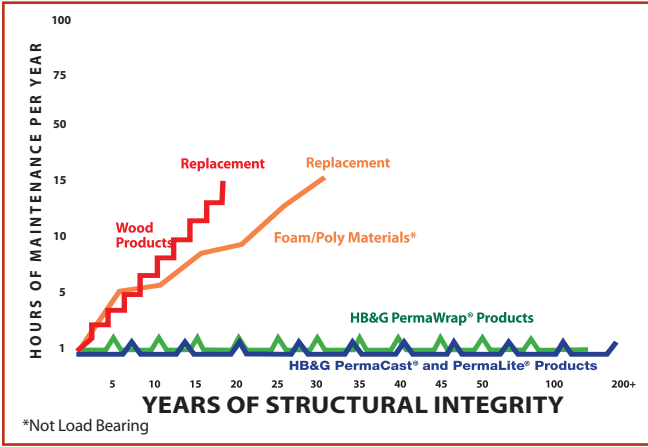
Square PermaLite® Panel

6"	3,000	15,000	5,000
8"	3,000	15,000	6,500
10"	3,000	15,000	7,000

*Covered in accordance with ICC ESR-1361 / FL# 3102

Conforms with 2018 IBC/IRC

Note - Eccentric (off-center) loading has a 5 times safety factor.
- Eccentric (off-center) loading of columns is not covered by the warranty.



Selection

HB&G offers the widest selection of porch products available on the market. With a variety of sizes and styles, HB&G has the porch accessories to meet the needs of any project.



The PermaPorch® Package

It's an effective way to coordinate all of your porch accessories. At HB&G, you will find an entire line-up of products that are made to work together, creating a beautiful, seamless, and cost-effective addition to your home. Enjoy the lasting beauty of columns, posts railing and balustrade systems and much, much more, all from the company that is setting new standards in porch products and accessories.



Looking for an Uplift Solution?

Look no further than

Perma-Loc[®] from **HB&G**
BUILDING PRODUCTS

The HB&G Uplift Anchoring System

Our uplift anchoring system from HB&G[®] is versatile, easy to install and affordable. The code compliant hardware kits provide the function needed to protect column supported projecting roof lines from wind uplift forces, while solving for common coastal challenges for residential, commercial and municipal installations.

Perma-Loc[®] Features and Benefits:

- 4,200 lb strength galvanized aircraft cable combined with 316 stainless steel marine-grade attachment hardware for optimal uplift resistance. Exceeds the required capacity for 1,000 lb. uplift.
- Perma-Loc[®] eliminates the need to split a column, along with all of the labor and material costs associated with splitting and re-joining two column halves.
- All hardware is included for concrete substrate applications.
- Available in three sizes: up to 12', 16', and 20' lengths.
- Extremely cost-effective and versatile application that covers the entire spectrum of HB&G load bearing products.
- Patented design accompanied by certified/stamped engineering documentation.
- Florida Department of Business and Professional - Regulation approved #37300.

The **PERMA**Cast® Plus Column Collection

- Weather Proof.
- Insect Proof.
- Load Bearing.
- Low Maintenance.
- Ready to Prime and Paint.
- Limited Lifetime Warranty.*
- Custom Fluting Available.



24" Round PermaCast® Plus Columns with Roman Corinthian Capitals and Attic bases.

Architectural Accuracy

In the first century B.C., Vitruvius, a Roman architect and engineer, wrote what has become the most influential work on classic form. In it, he elaborates on the discovery by the ancient Greeks of entasis, a

gradual tapering of the upper two-thirds of the round column which offsets the undesirable illusion from eye level that the column shaft grows larger as it ascends. HB&G round columns hold true to this classic form.

*See Warranty

HB&G PermaCast®Plus Columns are available in round or square. The round columns are fluted or plain, with or without the classic tapering of the upper two-thirds of the column. Square columns are available in a variety of styles as well, including plain or fluted,

applied panel, recessed panel, or the Craftsman style column. Our capitals and bases are made from durable low maintenance materials; and, like the columns, they maintain architectural authenticity and historical accuracy.



Round Plain
(page 12)

Round Fluted
(page 13)

Round No-Taper
(page 13)

Square Fluted
(page 9)

Square Recessed Panel
(page 10)

Square Applied Panel
(page 10)

Plain Square
(page 9)

RoughSawn**
(page 8)

Craftsman
(page 11)



Roman Ionic
(Round)



Greek Ionic
(Round)



Colonial Cap
(Round)



Roman Corinthian
(Round)



Tuscan Cap
(Round)



Doric Cap (Round)



Temple of the Winds
(Round)



Scamozzi (Round)



Attic Base (Round)



PermaTuff® Tuscan Base
(Round)



Tuscan Base Poly
(Round)



Doric Base
(Round)



Colonial Base
(Round)



Temple of the Winds
(Square)



Roman Corinthian
(Square)



Scamozzi (Square)



Roman Ionic
(Square)



Greek Ionic
(Square)



Tuscan Cap
(Square)



Crown Cap
(Square)



Tuscan Base
(Square)



Attic Base
(Square)



Colonial Cap and Base
(Square)



Beveled Cap and Base
(Square)

*Products shown have been finished for demonstration purposes. PermaCast®Plus and RoughSawn® Columns ship unfinished.

See pages 15 and 16 for cap and base dimensions.

PERMACast® Plus RoughSawn®

- Made of Structural Fiberglass.
- Will not Check, Twist, Split or Rot.
- Load Bearing.
- Can be Stained using a Solid Body Acrylic Stain or Painted.
- Weather and Insect Proof.
- Low Maintenance.
- Easy Installation.
- Limited Lifetime Warranty.*



The beauty of wood

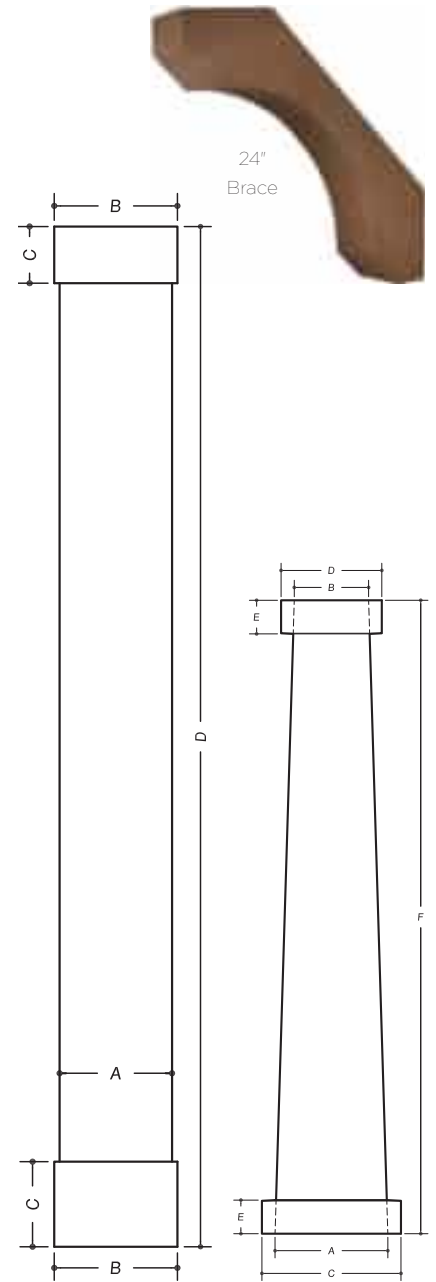


Without the issues:

- Checking, splitting, twisting...

*See Warranty

**Products shown have been stained for demonstration purposes. RoughSawn® columns are shipped unfinished.



CRAFTSMAN ROUGHSAWN®

Size	A	B	C	D	E	F
10" x 6"	9¾"	5¾"	12½"	8⅞"	3½"	66"
12" x 8"	11¾"	7¾"	14½"	10¾"	3½"	66"

SQUARE ROUGHSAWN®

Size	A	B	C
8"	7¾"	9¼"	8', 9', 10'
10"	9¾"	11¼"	8', 9', 10', 12'
12"	11¾"	13¼"	8', 9', 10', 12'

"C" is cap/base (2 sizes available / sold separately)

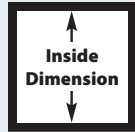
Trim sizes are available and can be used as both cap and base based on preference.

Square **PERMA**Cast® Plus Columns

SQUARE PERMACAST® PLUS INSIDE DIMENSIONS

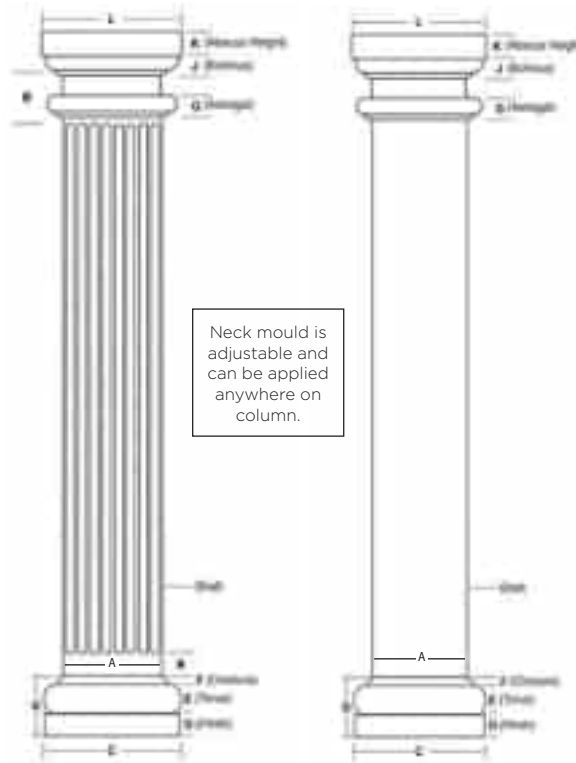
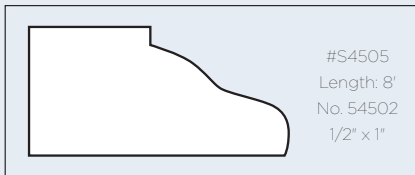
Inside dimensions may vary up to 1/4".
Splitting a column will decrease inside dimension 1/8".

Column Size	Inside
6"	5 5/8"
8"	6 5/8"
10"	9"
12"	11"
14"	13"
16"	15"



*Inside is Round

PANEL MOULDING FOR SQUARE PERMACAST® PLUS



Neck mould is adjustable and can be applied anywhere on column.

PermaCast® Plus Square Column shown fluted with Poly Tuscan Cap and Base.

PermaCast® Plus Square Column shown plain with Poly Tuscan Cap and Base.

Plumb-Fit®

To make installation even easier our 6"-12" round and square poly Tuscan Cap and Base Sets with flashing cap come with the patented (Patent 9689674) Plumb-Fit® installation system included.

SQUARE PERMACAST® PLUS COLUMN DIMENSIONS (IN INCHES)*

Column Size	A	C	D	E	F	G	J	K	L	N	O	R	Lengths Available (ft.)
6"	6"	9 1/8"	17 1/16"	15 1/16"	9 1/16"	1"	1 1/4"	1 3/8"	9 1/8"	N/A	N/A	3 5/16"	6, 8, 9, 10
8"	8"	11 1/8"	17 7/8"	1 3/4"	5 7/8"	1"	1 1/4"	1 1/2"	10 15/16"	5"	3 1/8"	4 1/4"	6, 8, 9, 10, 12
10"	10"	13 1/16"	2 3/8"	2 3/16"	3/4"	1"	1 1/4"	1 3/4"	12 3/4"	3 3/4"	4 1/8"	5 7/16"	51" 6, 8, 9, 10, 12, 14, 16
12"	12"	16 5/8"	2 13/16"	2 3/8"	7/8"	1"	1 7/8"	2 3/16"	16 5/8"	N/A	N/A	6 1/16"	8, 9, 10, 12, 14, 16, 18
14"	14"	19 3/8"	3 5/8"	2 7/8"	1 1/16"	1 1/8"	2 1/16"	2 1/2"	19 1/16"	N/A	N/A	7 9/16"	8, 10, 12, 14
16"	16"	22 1/8"	3 3/8"	3 3/8"	1 3/16"	1 1/8"	2 3/8"	2 3/4"	21 1/2"	N/A	N/A	8 7/16"	8, 10, 12, 14, 16, 18, 20

■ Fluted Square.

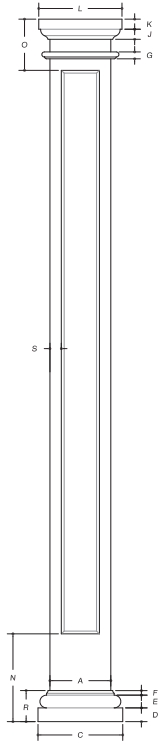
*There may be a variance of up to 1/4" in all dimensions.
• Split columns are not load bearing. • See page 16 for Decorative Capital dimensions.

Versatility of Square Columns

The design and versatility of an HB&G square column has enhanced its popularity with today's architects. The HB&G Square PermaCast® Plus column lineup includes plain, recessed panel, fluted, and Craftsman styles. An unlimited combination of styles can be achieved by various uses of the panel moulding, neck moulding, and caps and bases. Additionally, the plain square column is not tapered and can be cut to any height without affecting the fit of the caps and bases.



Recessed Panel **PERMA**Cast® Plus Columns



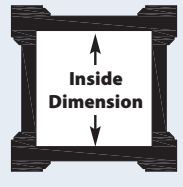
Neck mould is adjustable and can be applied anywhere on column.

Square Column with Poly Tuscan Cap and Base.

RECESSED PANEL INSIDE DIMENSION

Inside dimension may vary up to 1/4".

Column Size	Inside
8"	5 5/8"
10"	7 1/2"
12"	9 1/2"
14"	11"





Recessed Panel columns must be primed with a quality bonding primer before finishing with a quality top coat of paint.

SQUARE RECESSED PANEL PERMACAST® PLUS COLUMN DIMENSIONS (IN INCHES)*

Column Size	A	C	D	E	F	G	J	K	L	N	O	R	S	Recess Depth	Lengths Available (ft.)
8"	8"	11 1/8"	1 1/8"	1 3/4"	5/8"	1"	1 3/8"	1 3/8"	10 15/16"	12"	7"	4 1/4"	1 1/2"	1/2"	8,9,10
10"	10"	2 13/16"	2 3/8"	2 5/16"	3/4"	1"	1 3/4"	1 3/4"	12 3/4"	14 1/2"	8 1/2"	5 7/16"	1 1/2"	1/2"	8,9,10
12"	12"	16 5/8"	2 13/16"	2 3/8"	7/8"	1"	2 3/16"	16 1/16"	16 1/16"	18"	10 1/2"	6 1/16"	2 1/4"	9/16"	8,9,10,12,14
14"	14"	19 3/8"	3 5/8"	2 7/8"	1 1/16"	1 1/8"	2 1/2"	19 1/16"	19 1/16"	21 1/2"	12 1/4"	7 9/16"	2 5/8"	1 1/16"	8,10,14

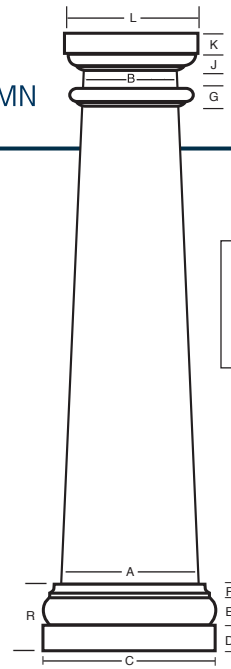
See page 16 for Decorative Capital dimensions.

*Recessed Panel columns are not split.



CRAFTSMAN

PERMACAST® PLUS COLUMN

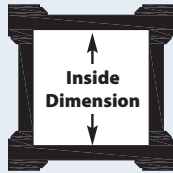


Neck mould is adjustable and can be applied anywhere on column.

CRAFTSMAN INSIDE DIMENSION

Inside dimension may vary up to 1/4".
Splitting a column will decrease inside dimension 1/8".

Column Size	Top	Bottom
10" x 5½"	4½"	9"
10¼" x 7½"	7"	9"
10" x 8"	7"	8½"
12" x 8"	6½"	11"
12" x 10"	9"	11"
14" x 12"	11"	13"
16" x 9"	8"	15"
16" x 9"	11"	15"



CRAFTSMAN COLUMN DIMENSIONS (IN INCHES)

	A	B	C	D	E	F	G	J	K	L	R	Length
10" x 5½"	10"	10"	13⅝"	2½"	2½"	1"	1"	1⅝"	1⅝"	9⅝"	5⅞"	66"
10¼" x 7½"	10¼"	10¼"	13½"	2⅜"	2¼"	¾"	1"	1"	1"	10¼"	5⅜"	7'
10" x 8"	9½"	9½"	12¾"	2⅜"	2⅞"	¾"	1"	1"	1⅝"	10¼"	5¼"	66"
12" x 8"	12"	12"	16⅝"	2½"	2½"	1⅞"	1"	1¼"	1½"	10⅞"	6⅞"	5', 6'
12" x 10"	12"	12"	16⅞"	2½"	2½"	1⅞"	1"	1"	1⅝"	12¾"	6⅞"	6', 10'
*14" x 12"	14"	14"	18¾"	3⅜"	3"	1"	1"	1⅝"	2"	17⅞"	7⅞"	9'
16" x 9"	16"	16"	19⅞"	2½"	2½"	1⅞"	1"	1⅝"	1⅝"	13¼"	6⅞"	6', 8' 58"
16" x 12"	15¼"	15¼"	21½"	3⅞"	3⅞"	1⅞"	1"	1⅝"	2"	15¼"	8⅞"	6', 8'

*Has 1/3" to 2/3" taper.

NOTE: Neck mould is not applied. Flashing and Installation Kit is not available for Craftsman Columns with Poly Tuscan cap and base sets.

- Split columns are not load bearing.



Round Tapered **PERMA**Cast® Plus Columns

ROUND PERMACAST® PLUS COLUMN DIMENSIONS (IN INCHES)*

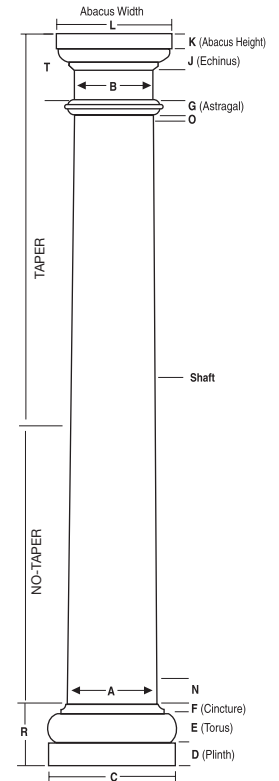
Col. Size	A	B	C	D	E	F	G	J	K	L	O	N	R	T	Lengths Avail. (ft.)
6"	5 ⁵ / ₈ "	4 ⁵ / ₈ "	9"	1 ¹ / ₆ "	1 ¹ / ₄ "	5 ⁸ / ₈ "	3 ⁴ / ₄ "	1 ¹ / ₄ "	1 ³ / ₈ "	8"	1"	6 ¹ / ₄ "	3 ⁵ / ₈ "	4 ⁷ / ₈ "	4, 6, 8
8"	7 ⁵ / ₈ "	6 ¹ / ₄ "	10 ¹ / ₂ "	1 ¹ / ₈ "	1 ³ / ₄ "	3 ⁴ / ₄ "	1 ³ / ₈ "	1 ¹ / ₄ "	1 ¹ / ₂ "	9 ¹ / ₄ "	1 ¹ / ₂ "	2 ¹ / ₄ "	4 ³ / ₈ "	4 ¹ / ₂ "	5, 6, 8, 9, 10
10"	9 ⁵ / ₈ "	8 ¹ / ₈ "	13 ¹ / ₈ "	2 ³ / ₈ "	2 ¹ / ₈ "	3 ⁴ / ₄ "	1 ³ / ₈ "	1 ¹ / ₄ "	1 ³ / ₄ "	11 ¹ / ₄ "	5 ⁸ / ₈ "	2 ¹ / ₄ "	5 ¹ / ₄ "	5"	6, 8, 9, 10, 12
12"	11 ⁵ / ₈ "	9 ³ / ₈ "	16 ¹ / ₂ "	2 ⁷ / ₈ "	2 ³ / ₈ "	7 ⁸ / ₈ "	1 ³ / ₈ "	1 ³ / ₄ "	2 ¹ / ₄ "	13 ³ / ₄ "	3 ⁴ / ₄ "	2 ⁵ / ₈ "	6 ¹ / ₈ "	5 ³ / ₄ "	6, 8, 9, 10, 12, 14, 16, 18
14"	13 ⁵ / ₈ "	11 ⁵ / ₈ "	19 ¹ / ₂ "	3 ³ / ₈ "	3 ³ / ₈ "	1 ¹ / ₈ "	1"	2"	2 ⁷ / ₈ "	17"	7 ⁸ / ₈ "	2 ⁵ / ₈ "	7 ³ / ₄ "	7"	8, 9, 10, 12, 14, 16, 18
16"	15 ³ / ₄ "	13 ⁵ / ₈ "	22"	3 ⁷ / ₈ "	3 ³ / ₈ "	1 ¹ / ₈ "	1 ³ / ₈ "	2 ¹ / ₄ "	2 ⁵ / ₈ "	19 ⁵ / ₈ "	1"	3"	8 ³ / ₈ "	8"	8, 10, 12, 14, 16, 18, 20
18"	17 ¹ / ₂ "	15 ³ / ₈ "	24 ⁵ / ₈ "	4"	4"	1 ⁵ / ₈ "	1 ¹ / ₈ "	2 ³ / ₄ "	3 ¹ / ₈ "	22 ³ / ₈ "	1 ¹ / ₂ "	10 ³ / ₄ "	9 ⁵ / ₈ "	8 ⁷ / ₈ "	8, 10, 12, 14, 16, 20, 22, 24, 26
20"	19 ¹ / ₂ "	17 ³ / ₈ "	27"	4 ³ / ₄ "	4 ¹ / ₂ "	2"	1 ¹ / ₈ "	2 ⁷ / ₈ "	3 ³ / ₈ "	24 ¹ / ₈ "	1 ¹ / ₂ "	10 ³ / ₄ "	11 ¹ / ₄ "	9"	10, 12, 14, 16, 18, 20, 22, 24
22"	21 ⁵ / ₈ "	19 ¹ / ₄ "	30 ¹ / ₄ "	5"	5"	2"	1 ¹ / ₈ "	3"	3 ³ / ₄ "	27 ¹ / ₂ "	1 ¹ / ₂ "	10 ³ / ₄ "	12"	10 ¹ / ₄ "	16, 18, 20, 22, 24, 26
24"	23 ⁵ / ₈ "	21 ¹ / ₄ "	33 ¹ / ₂ "	6"	6 ¹ / ₄ "	6 ¹ / ₄ "	2"	3 ¹ / ₂ "	4"	30 ⁵ / ₈ "	1 ¹ / ₂ "	10 ³ / ₄ "	13 ¹ / ₂ "	11 ⁵ / ₈ "	12, 14, 16, 18, 20, 22, 24, 26, 28, 30
28"	28"	24 ¹ / ₈ "	38"	6 ³ / ₄ "	6 ¹ / ₂ "	2 ³ / ₄ "	2 ¹ / ₄ "	3 ¹ / ₄ "	4 ⁷ / ₈ "	33 ³ / ₈ "	1 ¹ / ₂ "	10 ³ / ₄ "	15 ¹ / ₂ "	11 ³ / ₄ "	20, 22, 24, 26, 28
30"	29 ⁵ / ₈ "	26 ¹ / ₂ "	41 ¹ / ₈ "	6 ¹ / ₂ "	5 ⁷ / ₈ "	2 ¹ / ₂ "	3"	4"	4 ⁵ / ₈ "	38 ¹ / ₄ "	1 ¹ / ₂ "	10 ³ / ₄ "	14 ⁷ / ₈ "	14 ⁷ / ₈ "	20, 22, 24, 26, 28, 30

*There may be a variance of up to 1/4" in all dimensions. Fluted columns available in all diameters. See page 14 for Parallel dimensions. See page 16 for Decorative Capital dimensions.

■ Standard Fluted Column (Fluted in mold)

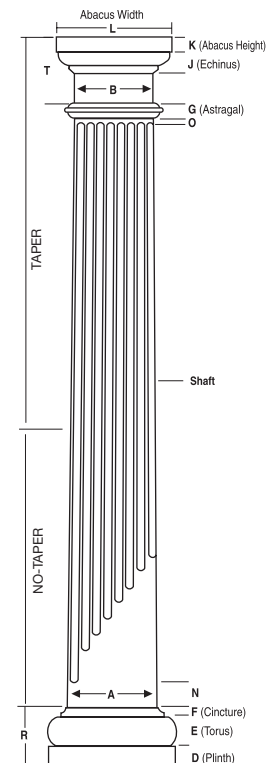
- Split columns are not load bearing.

Poly Tuscan Cap



Poly Tuscan Base Plain Column.

Poly Tuscan Cap



Poly Tuscan Base Fluted Column.

Plumb-Fit®

To make installation even easier our 6"-12" round and square poly Tuscan Cap and Base Sets with flashing cap come with the Plumb-Fit® patented (Patent 9689674) installation system included.



ROUND PERMACAST® PLUS INSIDE DIMENSIONS

Inside dimension may vary up to 1/8".

Splitting a column will decrease inside dimension 1/8".

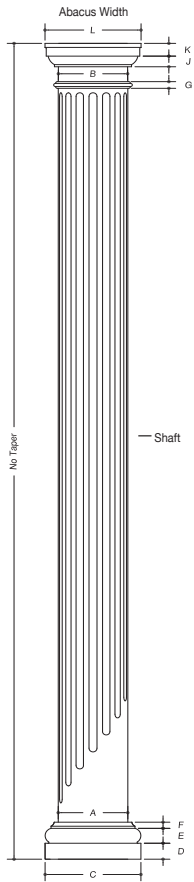


Column Size	Top I.D.	Bottom I.D.
6"	3 ⁷ / ₈ "	4 ⁷ / ₈ "
8"	3 ¹ / ₂ "	6 ⁷ / ₈ "
10"	7 ³ / ₈ "	8 ⁷ / ₈ "
12"	8 ⁵ / ₈ "	10 ⁷ / ₈ "
14"	10 ⁷ / ₈ "	12 ⁷ / ₈ "
16"	12 ⁷ / ₈ "	15"
18"	14 ¹ / ₂ "	16 ⁵ / ₈ "
20"	16 ⁵ / ₈ "	18 ⁵ / ₈ "
22"	18 ³ / ₈ "	20 ¹³ / ₈ "
24"	20"	22 ³ / ₈ "
28"	22 ⁷ / ₈ "	26 ³ / ₄ "
30"	25 ¹ / ₄ "	28 ³ / ₈ "

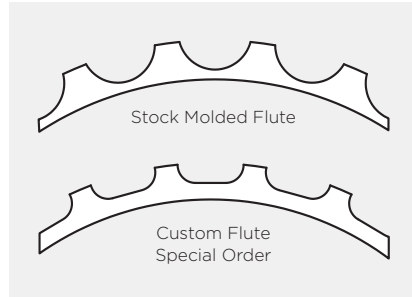
*Plain columns only

The HB&G Porch Installation Bracket includes the bracket and all required hardware. The bracket fits 20" - 30" Plain Round PermaCast® Plus Columns and will secure a 2nd story porch to our PermaCast® Plus Columns. Three brackets are required for each column.

Fluted Round Tapered **PERMA**Cast® Plus Columns



PermaCast® Plus No-Taper Column with Poly Tuscan Cap and Base.

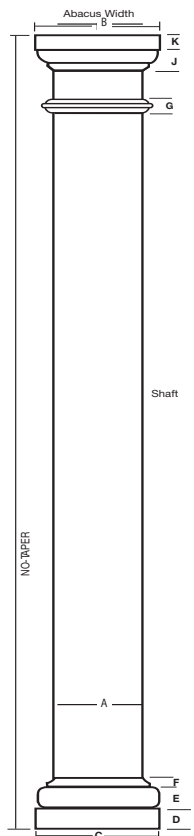


HB&G Offers Two Distinctive Types of Flutes.

Stock Molded Flute: Available in diameters of 8" x 8' - 16" x 10' columns (See price guide for specific lengths available.) The stock molded flute is part of the manufacturing process and cannot be altered.

Custom Flute: The custom flute is milled after the column is manufactured and can be modified to your specific length. All round PermaCast® Plus columns, 6" x 4' - 30" x 30', are available with an optional custom flute. (Call a customer service representative for pricing and lead times.) Adjusted Flutes available.

*Inside dimension may vary from "Stock" Flutes



PermaCast® Plus Plain No-Taper Column with Poly Tuscan Cap and Base.

Round No-Taper PermaCast® Plus Columns

ROUND NO-TAPER PERMACAST® PLUS COLUMN DIMENSIONS (IN INCHES)


Col. Size	A	B	C	D	E	F	G	J	K	L	Lengths Available. (ft.)
8"	7 ⁵ / ₈ "	7 ⁵ / ₈ "	10 ¹ / ₂ "	1 ¹ / ₈ "	1 ¹ / ₄ "	3 ⁴ / ₈ "	3 ⁴ / ₈ "	1 ¹ / ₄ "	1 ¹ / ₂ "	10 ⁵ / ₈ "	6, 8, 9, 10
10"	9 ⁵ / ₈ "	9 ⁵ / ₈ "	13 ¹ / ₈ "	2 ³ / ₈ "	2 ¹ / ₈ "	3 ⁴ / ₈ "	3 ⁴ / ₈ "	1 ¹ / ₄ "	2"	12 ³ / ₈ "	6, 8, 9, 10, 12
12"	11 ⁵ / ₈ "	11 ⁵ / ₈ "	16 ¹ / ₂ "	2 ³ / ₄ "	2 ³ / ₈ "	7 ⁶ / ₈ "	3 ⁴ / ₈ "	1 ¹ / ₄ "	2"	15 ⁷ / ₈ "	6, 8, 9, 10, 12
14"	13 ⁵ / ₈ "	13 ⁵ / ₈ "	19 ¹ / ₂ "	3 ³ / ₈ "	3 ¹ / ₈ "	1 ¹ / ₈ "	1"	2 ¹ / ₄ "	3"	19 ¹ / ₈ "	6, 8, 9, 10, 12, 14
16"	15 ³ / ₄ "	15 ³ / ₄ "	22"	3 ⁷ / ₈ "	3 ¹ / ₂ "	1 ¹ / ₄ "	1"	2 ¹ / ₄ "	2 ³ / ₄ "	22"	6, 8, 9, 10, 12, 14, 16, 18, 20
18"	17 ¹ / ₂ "	17 ¹ / ₂ "	24 ⁵ / ₈ "	4"	4"	1 ⁵ / ₈ "	1 ³ / ₈ "	2 ³ / ₄ "	3 ¹ / ₈ "	24 ⁵ / ₈ "	6, 8, 9, 10, 12, 14, 16, 18, 20
24"	24"	24"	33 ¹ / ₂ "	5 ³ / ₄ "	5 ¹ / ₄ "	2 ³ / ₈ "	2 ¹ / ₈ "	3 ¹ / ₂ "	4 ¹ / ₈ "	33 ³ / ₈ "	8, 9, 10, 12, 14, 16, 20, 24, 26, 28, 30

Neck mould not included.

Flashing and Installation Kit not available with No-Taper Tuscan cap and base sets.

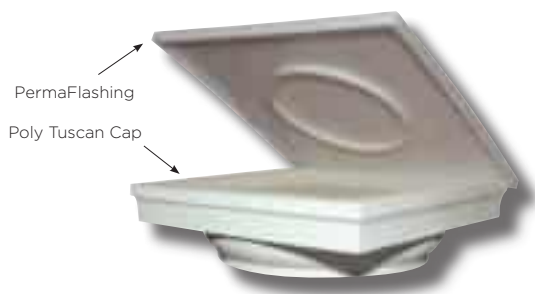
- Split columns are not load bearing.

Neck Mould for No-Taper Column - Sold Separately.



*Go up one size if splitting

HB&G's number one goal is finding ways that we can save you time and make your life easier.



PermaCast® Plus PermaFlashing and Installation Kit

The PermaCast® Plus flashing with Plumb-Fit® and installation kit is available in selected Tuscan cap and base sets.* This innovation will not only save time but will keep the elements out of the column and secure the top and bottom of the column.

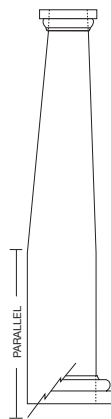
*Not available in Tuscan cap and base sets for Craftsman, No-taper, PermaLite®, and Wood columns.

HB&G offers a split kit and a split kit with flange option with an improved adhesive. These kits can be purchased separately.

Adhesive must be stored in a climate-controlled environment.



17040 Standard Installation Kit.



Entasis - Parallel Dimensions are used to specify where the column begins to taper. These dimensions use length from the bottom of the column shaft to the point where the taper begins. This is necessary to determine how much a column can be shortened before the base begins to fit loosely. Filler and caulking may be used to fill the gap between the base and shaft if it is necessary to shorten the column beyond the parallel dimension.

PARALLEL DIMENSIONS*

Column Size	Parallel Dim.	Column Size	Parallel Dim.
6 x 4	0"	18 x 18	60"
6 x 6	9"	18 x 20	84"
6 x 8	32"	18 x 22	49"
8 x 5	12"	18 x 24	73"
8 x 6	24"	18 x 26	97"
8 x 8	32"	20 x 10	0"
8 x 9	28"	20 x 12	0"
8 x 10	40"	20 x 14	0"
10 x 6	8"	20 x 16	4"
10 x 8	32"	20 x 18	28"
10 x 9	28"	20 x 20	52"
10 x 10	40"	20 x 22	76"
10 x 12	48"	20 x 24	100"
12 x 6	8"	22 x 16	45"
12 x 8	32"	22 x 18	69"
12 x 9	20"	22 x 20	93"
12 x 10	32"	22 x 22	53"
12 x 12	48"	22 x 24	77"
12 x 14	25"	22 x 26	101"
12 x 16	40"	24 x 12	21"
12 x 18	73"	24 x 14	45"
14 x 8	32"	24 x 16	69"
14 x 9	12"	24 x 18	93"
14 x 10	24"	24 x 20	75"
14 x 12	48"	24 x 22	99"
14 x 14	27"	24 x 24	123"
14 x 16	51"	24 x 26	77"
14 x 18	75"	24 x 28	101"
16 x 8	16"	24 x 30	125"
16 x 10	40"	28 x 20	20"
16 x 12	29"	28 x 22	44"
16 x 14	53"	28 x 24	68"
16 x 16	36"	28 x 26	92"
16 x 18	60"	28 x 28	116"
16 x 20	84"	30 x 20	92"
18 x 8	0"	30 x 22	116"
18 x 10	16"	30 x 24	140"
18 x 12	40"	30 x 26	75"
18 x 14	48"	30 x 28	99"
18 x 16	36"	30 x 30	123"

Column Size	Parallel Dimensions
6 x 4	5 3/8"
18 x 8	17 1/4"
20 x 10	18 1/16"
20 x 12	18 5/16"
20 x 14	19 1/4"

*For Tapered Round Columns

PERMA Capitals and Bases

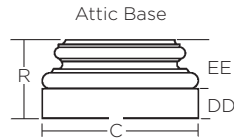
Choosing the right cap and base for your columns is as important as the selection of the column itself. The right cap and base can define the style of the front porch and create an atmosphere that compliments your lifestyle. The cap and base options offered by HB&G are shown on page 7. Please refer to the following data that corresponds with your cap and base selection to ensure that you end up with the products that work best for you.

Capital and Base Options

Most capitals and bases for PermaCast[®]Plus columns are made of polyurethane and are decorative. The shaft fits through the center of the capital and base and does not alter the height of the shaft. Decorative capitals for round PermaCast[®]Plus columns will add to the overall height of the column itself.

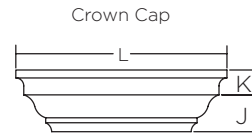
Attic Base

Attic Bases are used for a more ornate look and come in 1 or 2 pieces depending on their size.




Crown Cap

Available for PermaCast[®]Plus Square shafts 6-12".




Colonial Cap and Base

Referred to as our low profile cap and base, the Colonial is designed specifically for use in applications where railing will be attached to the column. Available for PermaCast[®]Plus round and square shafts 6"-12".



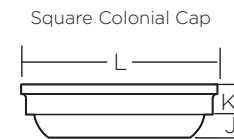
Beveled Cap and Base

Designed to deliver a popular, more contemporary appearance, beveled caps and bases are available for PermaCast[®]Plus Square shafts 6-12".



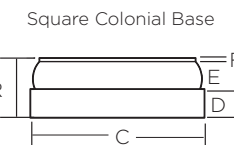
PermaTuff[®] Base and Poly Cap

A durable hard shell base combined with a poly cap. Designed for high traffic applications. Available for PermaCast[®]Plus round shafts 8"-12".



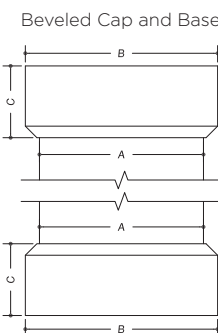
Tuscan Cap and Bases

The Tuscan style is standard and best compliments the PermaCast[®]Plus column. The Tuscan is available for all round and square shafts. For dimensions see pages 9-10, 12-13, and 16.



Decorative Capital

Five styles of decorative capitals are available for all round tapered and square shafts. Using a decorative capital with a round PermaCast[®]Plus shaft will add to the overall height of the column itself. Decorative capitals do not alter the height of the shaft when used on a square PermaCast[®]Plus Column.



DIMENSIONS OF ATTIC BASE FOR ROUND AND SQUARE COLUMNS

Column Size	Round Attic				Column Size	Square Attic			
	C	DD	EE	R		C	DD	EE	R
6"	8 ⁵ / ₁₆ "	1 ³ / ₈ "	2 ³ / ₄ "	4 ¹ / ₈ "	6"	8 ⁷ / ₁₆ "	1 ³ / ₈ "	2 ⁷ / ₈ "	4 ¹ / ₄ "
8"	10 ¹ / ₈ "	1 ⁷ / ₈ "	3 ¹ / ₄ "	5 ¹ / ₈ "	8"	11"	1 ⁷ / ₈ "	3 ¹ / ₄ "	5 ¹ / ₈ "
10"	13"	2 ¹ / ₂ "	3 ³ / ₈ "	6 ³ / ₈ "	10"	13 ⁵ / ₈ "	2 ³ / ₈ "	4"	6 ³ / ₈ "
12"	16 ¹ / ₈ "	3"	4 ¹ / ₂ "	7 ¹ / ₂ "	12"	17"	2 ³ / ₄ "	4 ¹ / ₂ "	7 ¹ / ₂ "
14"	19 ¹ / ₄ "	3 ³ / ₈ "	5 ³ / ₈ "	8 ³ / ₄ "	14"	N/A	N/A	N/A	N/A
16"	21 ³ / ₄ "	4"	6 ¹ / ₂ "	10 ¹ / ₂ "	16"	22 ¹ / ₄ "	4"	6 ⁵ / ₈ "	10 ⁵ / ₈ "
18"	25"	4 ³ / ₈ "	7 ¹ / ₄ "	11 ⁵ / ₈ "	18"	N/A	N/A	N/A	N/A
20"	27 ¹¹ / ₁₆ "	4 ⁷ / ₈ "	8 ¹ / ₄ "	13 ¹ / ₈ "	20"	N/A	N/A	N/A	N/A
22"	30 ¹ / ₄ "	5 ³ / ₈ "	9 ¹ / ₄ "	14 ⁵ / ₈ "	22"	N/A	N/A	N/A	N/A
24"	33 ¹ / ₂ "	6"	10 ¹ / ₄ "	16 ¹ / ₄ "	24"	N/A	N/A	N/A	N/A
28"	38"	6 ³ / ₄ "	11 ⁵ / ₈ "	18 ¹ / ₈ "	28"	N/A	N/A	N/A	N/A
30"	41 ¹ / ₄ "	6 ¹ / ₂ "	11 ¹ / ₄ "	17 ³ / ₄ "	30"	N/A	N/A	N/A	N/A

CROWN CAP* FOR SQUARE COLUMN DIMENSIONS

Column Size	K	J	L
6"	1 ⁹ / ₁₆ "	2 ⁵ / ₁₆ "	11 ¹ / ₄ "
8"	1 ⁹ / ₁₆ "	2 ⁵ / ₁₆ "	13 ¹ / ₄ "
10"	1 ⁹ / ₁₆ "	2 ⁵ / ₁₆ "	15 ¹ / ₄ "
12"	1 ⁹ / ₁₆ "	2 ⁵ / ₁₆ "	17 ¹ / ₄ "

*Made from Polyurethane

COLONIAL ROUND CAP AND BASE DIMENSIONS*

Col. Size	C	D	E	F	J	K	L	R
6"	7 ¹ / ₄ "	1 ³ / ₈ "	1 ¹ / ₄ "	1/4"	1"	1 ¹ / ₄ "	7"	2 ⁷ / ₈ "
8"	9 ¹ / ₈ "	1 ¹ / ₂ "	1 ⁵ / ₁₆ "	1/4"	1 ¹ / ₁₆ "	1 ³ / ₈ "	9"	3"
10"	11 ¹ / ₈ "	1 ¹ / ₂ "	1 ¹ / ₄ "	1/4"	1 ¹ / ₁₆ "	1 ³ / ₈ "	10 ⁹ / ₁₆ "	3"
12"	13 ¹ / ₈ "	1 ¹ / ₂ "	1 ¹ / ₄ "	1/4"	1 ¹ / ₁₆ "	1 ³ / ₈ "	12"	3"

*Low profile option.

COLONIAL SQUARE CAP AND BASE DIMENSIONS*

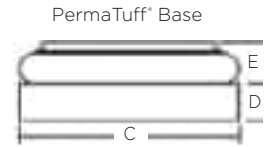
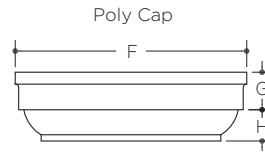
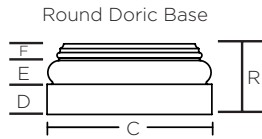
Col. Size	C	D	E	F	J	K	L	R
6"	8 ¹ / ₄ "	1 ³ / ₈ "	1 ⁵ / ₁₆ "	3/16"	1"	1 ³ / ₈ "	8 ¹ / ₄ "	2 ⁷ / ₈ "
8"	10 ⁵ / ₈ "	1 ¹ / ₄ "	1 ¹ / ₁₆ "	7/16"	1 ⁵ / ₁₆ "	1"	9 ¹⁵ / ₁₆ "	2 ³ / ₄ "
10"	12 ⁵ / ₈ "	1 ¹ / ₄ "	1 ⁵ / ₁₆ "	3/16"	1"	1 ³ / ₈ "	12 ⁵ / ₈ "	2 ³ / ₄ "
12"	14 ⁵ / ₈ "	1 ¹ / ₄ "	1"	1/2"	1"	1 ³ / ₈ "	14 ⁵ / ₈ "	2 ³ / ₄ "

*Low profile option.

BEVELED CAP & BASE SET*

Size	A	B	C
6"	6"	8 ¹ / ₄ "	3 ¹ / ₂ "
8"	8"	10 ¹ / ₄ "	3 ¹ / ₂ "
10"	10"	12 ¹ / ₄ "	5 ¹ / ₂ "
12"	12"	14 ¹ / ₄ "	5 ¹ / ₂ "

*For Square PermaCast[®]Plus Columns. See Installation Kit on page 14.



DORIC CAP AND BASE DIMENSIONS

Column Size	C	D	E	F	J	K	L	R
8"	10 1/8"	1 7/8"	1 3/8"	7/8"	1"	1 3/8"	10"	4 7/16"
10"	12 5/16"	2 3/8"	2 1/16"	1 1/8"	1 5/16"	1 11/16"	12 1/2"	5 9/16"
12"	15 1/2"	2 7/8"	2 1/2"	1 3/8"	1 9/16"	2"	15"	6 11/16"
14"	18"	3 5/16"	2 7/8"	1 9/16"	1 13/16"	2 3/8"	17 1/2"	7 13/16"
16"	20"	3 3/4"	3"	2 1/4"	1 9/16"	2 3/4"	20 1/2"	9"
18"	23 1/4"	4"	3 1/2"	2 1/2"	1 3/4"	3"	23 3/8"	10"

TUSCAN PERMATUFF® BASE AND POLY CAP DIMENSIONS

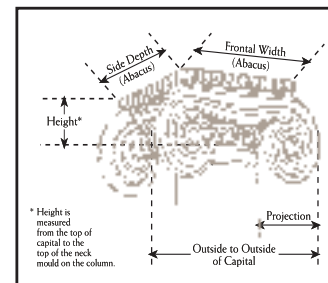
Column Size	C	D	E	F	G	H
8"	10 1/4"	1 7/8"	2 3/8"	9 1/4"	1 1/2"	1 1/4"
10"	12 7/8"	2 3/8"	2 7/8"	11 1/4"	1 3/4"	1 1/4"
12"	15 1/4"	2 3/4"	3 1/4"	13 3/4"	2 1/4"	1 3/4"

*Not Available Split

DECORATIVE CAPITAL DIMENSIONS FOR ROUND TAPERED AND SQUARE COLUMNS (IN INCHES)

Size of Column	6"		8"		10"		12"		14"		16"		18"		20"		22"		24"		28"		30"	
	Round	Square	Round	Square	Round	Square	Round	Square	Round	Square	Round	Square	Round	Round	Round	Round	Round	Round	Round	Round	Round	Round	Round	
Roman Ionic	Height		3 1/4"	3 1/4"	4 1/8"	4"	4 7/8"	4 5/8"	6 1/4"	5 5/8"	6 3/4"	8 7/8"	9 1/2"	10 5/16"	9 5/16"	9 7/16"								
	Abacus		10 1/8"	8 1/8"	11 1/16"	10 3/4"	14 3/4"	12 1/2"	16 7/8"	17 1/8"	19 13/16"	26"	25 1/4"	25 1/4"	23 3/16"	26 3/8"								
	Projection	N/A	3 1/4"	3 1/8"	3"	4 1/8"	4 1/8"	5"	6 1/4"	7 7/8"	8"	8 1/2"	11 1/4"	11 1/4"	10"	9 7/8"					N/A	N/A		
	O/S to O/S		12 1/8"	10 1/2"	13 15/16"	13 3/8"	17 1/4"	16 1/2"	23 1/8"	22 9/16"	24 3/8"	32 1/8"	31 3/4"	31 3/4"	33"	34"								
Inside Dia.*			2 5/8"		4 1/2"		5"		11 1/4"		14"		15 1/2"		19 1/4"		21 3/4"							
Greek Ionic	Height		5 1/2"	4 1/8"	6 1/4"	5 5/8"	6 3/4"	6 9/16"	9 1/4"	6 3/4"	10 3/8"	11"	10 5/16"	11 3/8"	13 7/8"	13 7/8"							19 1/4"	
	Abacus		11"	7 1/16"	12 5/8"	10 11/16"	16"	14 3/8"	17 3/4"	15 1/8"	22 1/8"	26 15/16"	22 3/16"	25 1/4"	29"	29"							42 1/2"	
	Projection	N/A	4 5/8"	3 5/8"	4 7/8"	5"	5 7/8"	7 1/2"	7 1/4"	6 1/2"	10 1/4"	10 3/4"	9 1/2"	11 1/4"	15 1/2"	15 1/2"					N/A	19 1/2"		
	O/S to O/S		14 1/2"	11 7/8"	17 9/16"	14 15/16"	20 7/8"	20 11/16"	26 3/8"	20 11/16"	29 1/4"	36 3/16"	29 1/8"	31 3/4"	43 1/2"	43 1/2"							60 3/4"	
Inside Dia.*			2 5/8"		4 1/2"		5"		11 1/4"		14"		15 1/2"		19 1/4"		21 3/4"						26 1/2"	
Temple of the Winds	Height		8 7/16"	8"	11 1/2"	10 11/16"	13 7/8"	11 5/8"	20 1/2"	16 1/4"	18 1/4"	21 5/16"	21 7/8"	23"	24 1/8"	27 7/8"								
	Abacus		12 1/8"	11 7/8"	15 1/2"	13 7/16"	21 3/16"	16 9/16"	25 3/4"	23 1/4"	26"	29 15/16"	28 3/8"	34 3/4"	35 1/4"	37 1/4"								
	Projection	N/A	4 3/8"	5 1/2"	5 5/8"	6"	8"	7"	9 7/8"	10 7/8"	11 1/8"	9 3/4"	12"	15 1/2"	14 7/8"	16 1/8"					N/A	N/A		
	O/S to O/S		12 1/8"	11 7/8"	15 1/2"	13 7/16"	21 3/16"	16 9/16"	25 3/4"	23 3/8"	26"	29 15/16"	28 3/8"	34 3/4"	35 1/4"	37 1/4"								
Inside Dia.*			2 5/8"		4 1/2"		5"		11 1/4"		14"		15 1/2"		19 1/4"		21 3/4"							
Roman Corinthian	Height		10 3/4"	8 1/16"	13 11/16"	11 1/16"	17 3/4"	14 5/8"	20 1/8"	17 5/8"	23"	26 1/2"	26 1/16"	28 7/16"	31 7/8"	34 1/4"								
	Abacus		13 1/4"	12 1/16"	18"	14 5/8"	22 5/8"	18 7/8"	26 1/4"	22 13/16"	32 3/8"	37 1/2"	38 7/8"	41 5/8"	40 1/4"	45 1/4"								
	Projection	N/A	4 1/4"	4 3/4"	6"	6 1/4"	7 7/8"	8 1/4"	8 7/8"	8 7/8"	14 1/4"	13 3/8"	17 1/2"	16 3/4"	16"	17 1/2"					N/A	N/A		
	O/S to O/S		13 1/4"	12 1/16"	18"	14 5/8"	22 5/8"	18 7/8"	26 1/4"	22 13/16"	32"	37 1/2"	38 7/8"	41 5/8"	40 1/4"	45 1/4"								
Inside Dia.*			2 5/8"		4 1/2"		5"		11 1/4"		14"		15 1/2"		19 1/4"		21 3/4"							
Scamozzi	Height		3 1/4"	3 1/8"	5"	4 1/8"	5 5/16"	5 1/16"	6 1/2"	5 3/4"	7 1/16"	8 15/16"	8 3/4"	8 5/8"	10 3/4"	11 1/2"	12 1/4"	15 1/4"						
	Abacus		11 1/4"	9 7/8"	16 3/16"	14 1/4"	17 7/8"	16 5/8"	20 7/8"	18 1/4"	23 3/4"	26"	28 5/8"	28 1/2"	32"	36"	38 1/4"	46 1/4"						
	Projection	N/A	3 3/8"	3 3/8"	5 1/8"	5 3/8"	5 1/8"	6"	5 1/4"	6 5/8"	8 3/4"	5 1/4"	10 1/4"	10 1/4"	10 1/8"	12 1/2"	13 3/4"	16 1/8"						
	O/S to O/S		11 3/8"	10"	16 3/16"	14 1/4"	18 1/16"	16 5/8"	20 7/8"	18 5/8"	23 3/4"	26"	28 5/8"	28 5/8"	32"	36"	38 1/2"	46 1/4"						
Inside Dia.*			2 5/8"		4 1/2"		5"		11 1/4"		14"		15 1/2"		19 1/4"		24 5/8"						26 1/2"	

*Inside Diameter.
• See page 7 for images.



NOTE: Decorative Capitals are not designed to fit non-tapered columns.

Painting Instructions

Painting instructions for round and square PermaCast® Plus columns:

- Rinse and allow to dry completely.
- Prime with high quality exterior latex bonding primer or use an oil-based bonding primer in accordance with paint manufacturer's instructions. A light coat of primer should be applied and allowed to cure fully.
- Paint evenly with several light coats over column with a high quality exterior latex or oil-based paint in accordance with paint manufacturer's instructions.
- Do not paint PermaCast® Plus columns using dark colors (dark colors are considered any color that falls within the L value of 56 to 0). L is a measure of lightness of an object and ranges from 0 (black) to 100 (white).

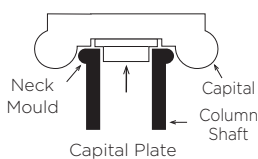
Tips

- ✓ When ordering a decorative capital order the appropriate base for the column.
- ✓ Decorative capitals for square PermaCast® Plus slide over the shaft and do not use a plug. These decorative capitals will not add or subtract from the overall height.
- ✓ When installing a decorative capital on fluted, recessed panel, or square columns, the capital slides over the shaft. The taller capitals will cover the flutes and require additional caulking to finish.
- ✓ Verify exact opening measurement prior to ordering column length.
- ✓ When installing a PermaCast® Plus column, verify concentric loading of column. 100% of bottom must contact substrate and 75% of top must contact soffit.
- ✓ When attaching handrails or corner iron to PermaCast® Plus columns, holes must be pre-drilled before applying screws.
- ✓ When ordering panel moulding for square PermaCast® Plus columns, make sure to order enough for four sides of the column.
- ✓ Split columns are left partially intact. Cut with masonry or carbide-tipped blade.
- ✓ All custom split columns, adjusted flutes, caps, and bases are nonrefundable.

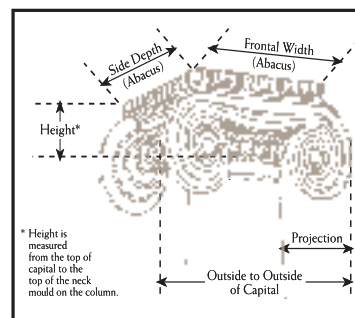
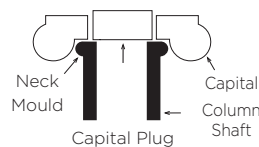
Decorative Capitals for ROUND Tapered PermaCast® Plus Columns

Adding a load bearing decorative capital to a round PermaCast® Plus column will lengthen or shorten the overall height of the column depending on the height of the capital. Subtract the "T" dimension (from the column dimensions chart) and add the height of the decorative capital +/- 1/4" for overall column height.

8"-12" Load Bearing Capital

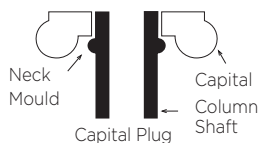


14"- 30" Non Load Bearing Capital with Separate Load bearing Plug



NOTE: Decorative Capitals are not designed to fit non-tapered columns.

Decorative Capitals for SQUARE PermaCast® Plus Columns



Adding a decorative capital to a square PermaCast® Plus column DOES NOT change the length of the column shaft. The decorative capital simply slides over the shaft. Neck moulding can be applied or not.




PermaLite® Columns


- Weather Proof.
- Insect Proof.
- Load Bearing.
- Low Maintenance.
- Lightweight.
- Ready to Prime and Paint.
- Limited Lifetime Warranty.*



HB&G PermaLite® columns are cost-effective solution that are load-bearing, extremely versatile, require very little routine maintenance and deliver all of the beauty of a column with just 1/3rd of the weight.



Top View Cut-Away



PermaLite® Plain



Square Tuscan Cap



Square Tuscan Base

PermaLite®
Square Plain

**For Tuscan Cap and Base dimensions
refer to page 21.**



17040 Standard
Installation Kit
(Sold separately)



513

SQUARE PERMALITE® COLUMN DIMENSIONS (IN INCHES)

Column Size	A	C	D	E	F	G	J	K	L	P	Lengths Available (ft.)
6"	5½"	8½"	1½"	1¼"	½"	1¼"	⅞"	1¼"	8"	N/A	6,8,9,10
8"	7½"	10⅜"	1⅞"	1¾"	⅝"	1¼"	1"	1⅜"	10⅛"	3⅞"	6,8,9,10,12
8"*	7½"	10⅞"	1⅞"	1⅞"	⅝"	1¼"	1"	1⅜"	10¼"	3⅞"	6,8,9,10,12
10"	9½"	12⅝"	2½"	2⅞"	¾"	1¼"	1⅝"	1¾"	12¾"	4⅜"	6,8,9,10,12
10"*	9½"	13⅞"	3⅜"	2⅞"	¾"	1¼"	1¼"	1¾"	12¾"	4⅜"	6,8,9,10,12

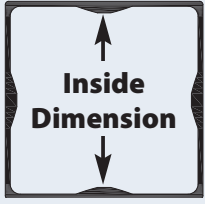
- *SIM caps and bases. The remainder are poly caps and bases.
- Neck moulding is 4 pieces included with the cap and base.
- NOTE: Tuscan cap dimensions are above.

NOTES: Neck mould is adjustable and is applied in the field. Factory split PermaLite® columns are not available. HB&G does not recommend splitting PermaLite® columns.



PermaLite® Square No-Taper Column shown with Tuscan Cap and Base.

SQUARE PERMALITE® INSIDE DIMENSION

Column Width	Inside	
6"	4⅝"	
8"	6⅝"	
10"	8⅝"	

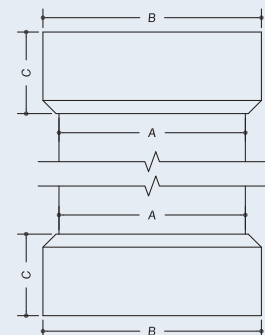
COLONIAL SQUARE CAP AND BASE FOR PERMALITE®

Column Size	C	D	E	F	J	K	L	R
6"	8⅞"	1¼"	1⅞"	⅞"	⅝"	1"	7⅞"	2¾"
8"	10⅞"	1¼"	1⅞"	⅞"	1⅝"	1"	9⅞"	2¾"
10"	12⅞"	1¼"	1⅞"	⅞"	1⅝"	1¼"	12⅞"	2¾"

- Neck moulding is 4 pieces included with the cap and base.

BEVELED CAP & BASE SET

Size	A	B	C
6"	5½"	7⅝"	3½"
8"	7½"	7⅝"	3½"
10"	9½"	11⅝"	5½"



See Installation Kit on page 19.

SmartColumn®

A NEW SEAMLESS FIBERGLASS SLEEVE FOR PRESSURE-TREATED WOOD POSTS*

Features

- Easy installation! Installs 3.5 times faster than a typical site-built column.
- Limited Lifetime Warranty for peace of mind.
- Superior aesthetics compared to a site-built column.
- SmartColumn® = The Smart Choice.



*Pressure-treated post not included.

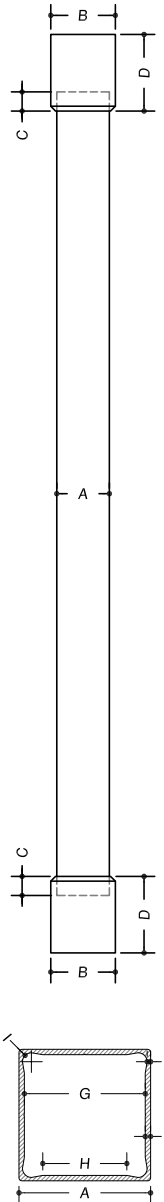
What you need to know:

- Structural post and installation brackets are not included.
- Order by rough opening size. The column shaft itself is designed to be 12" shorter than the rough opening.
- Capital and base attached to the column shaft conceal all hardware and post once installed.

PLAIN SQUARE SMART COLUMN DIMENSIONS (IN INCHES)

Column Size	A	B	C	D	E	F	G	H	I	Lengths Avail. (ft.)
6"	5½"	6¾"	2"	8"	⅛"	¼"	5⅞"	1¼"	⅜"	9, 9.10
8"	7½"	8¾"	2"	8"	⅜"	¼"	7"	1¼"	⅜"	8, 9, 10
10"	9½"	10¾"	2"	8"	⅜"	¼"	9"	1¼"	⅜"	8, 9, 10

* SmartColumns® include SIM cap and base.




PermaSnap™ Column Wrap

- 25 Year Limited Warranty*
- Weather Proof
- Insect Proof
- Low Maintenance
- Made from PVC
- Easy Installation

Transform a treated post into a finished column in minutes with PermaSnap™. PermaSnap™ column wrap's special design permits easy installation by one person. It can also be used as a newel post wrap.



Bed Mould* Hampton Chesapeake



PermaSnap™ Column Wrap Technical Specifications

Product Description Will Fit	Outside	Column Wrap Dimension
4" x 4" x 8'- 6"	4¾" x 4¾"	4" x 4" Post
4" x 4" x 10'- 0"	4¾" x 4¾"	4" x 4" Post
6" x 6" x 8'- 6"	6¾" x 6¾"	6" x 6" Post
6" x 6" x 10'- 0"	6¾" x 6¾"	6" x 6" Post
8" x 8" x 8'- 6"	9½" x 9½"	8" x 8" Post
8" x 8" x 10'- 0"	9½" x 9½"	8" x 8" Post
10" x 10" x 8'- 6"	11½" x 11½"	10" x 10" Post
10" x 10" x 10'- 0"	11½" x 11½"	10" x 10" Post


*There may be a variance of up to ¾" in all dimensions.



PermaSnap™ Accessories

PermaSnap™ Accessories	Sizes Available
Bed Mould Trim Kit*	4, 6, 8 and 10"
Hampton Trim Kit	4, 6, 8 and 10"
Chesapeake Trim Kit	4, 6, 8 and 10"
Bed Mould XL	4, 6, 8 and 10"
Neck Mould	4, 6, 8 and 10"
Charleston Newel Cap	4"
Wilmington Newel Cap	4"
Ashbury Newel Cap	6"

*Bed Mould Trim Kit is needed for both ends
Note: Accessories sold separately.




• Adhesive not included.
*See Warranty.



- 25 year limited warranty.*
- Custom styles available.
- Made from cellular PVC.
- Installation kit included.
- Interior and exterior use.
- Weather proof.
- Insect proof.
- Low maintenance.

Leading the industry in column innovation, HB&G PermaWrap® columns are made from cellular PVC which offers the advantages of being unaffected by moisture and insects but has the thickness, ease of use, and workability of wood. PermaWrap® columns are available in multiple sizes and styles – square or Craftsman – plain, fluted, raised panel, and recessed panel. With all of these options, you are certain to find just the right amount of detail for your specific project. Best of all, the PermaWrap® column comes with a 25-year HB&G warranty.

***See Warranty.**



*Made from polyurethane and may need to be split in the field for installation.

PVC Painting And Finishing

Caulk where required using Siroflex® brand Sealant and Adhesive provided by manufacturer. Putty any holes using acrylic putty or caulk. Lightly sand or scuff surface of column. Clean surface of column to remove any dirt or hand oil residue with light detergent and water, denatured alcohol, or window cleaner. Be sure to remove soap residue with clean water. Apply one coat of 100% acrylic exterior bonding primer and one or more finish coats of 100% acrylic exterior paint.

Do not paint columns using dark colors (dark colors are considered any color that falls within the L value of 56 to 0). L is a measure of lightness of an object and ranges from 0 (black) to 100 (white).



12" PermaWrap® Column



ALL THE GRAIN AND NOTHING TO MAINTAIN



New **Woodgrain PVC PermaWrap** columns quickly transform a treated post into a decorative column in just minutes, eliminating the hassle of cutting other materials on the job site. **They're low maintenance, weather-proof and insect-proof and come with a Limited Lifetime Warranty.** Featuring a realistic embossed woodgrain pattern which resembles popular trim boards and cement siding on the market today, these products bring a simple solution to your building projects.


Item Description

8" x 9' RS PVC Plain Square

8" x 8' RS PVC Plain Square

8" x 10' RS PVC Plain Square

10" x 10' RS PVC Plain Square



Realistic embossed woodgrain pattern



HB&G
BUILDING PRODUCTS







PLAIN PERMAWRAP® WITH STANDARD CAP & BASE DIMENSIONS (IN INCHES)

Col. Width	A	C	G	L	R	U	Lengths (ft.)
6"	5 7/8"	6 3/4"	1"	6 3/4"	12"	6"	6, 8, 9, 10, 12
8"	7 7/8"	8 3/4"	1"	8 3/4"	12"	6"	6, 8, 9, 10, 12
10"	9 7/8"	10 3/4"	1"	10 3/4"	12"	6"	6, 8, 9, 10, 12
12"	11 7/8"	12 3/4"	1"	12 3/4"	12"	6"	6, 8, 9, 10, 12

- Ogee cap and base available.
- Structural options available.
- Standard cap and base = 3/8" material.

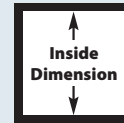


Standard Cap



Standard Base


INSIDE DIMENSIONS FOR VALUE 3/8" MAT



6"	5 1/8"
8"	7 1/8"
10"	9 1/8"
12"	11 1/8"

AVAILABLE SIZES

Col. Width	Lengths (ft.)
6"	6, 8, 9, 10, 12
8"	6, 8, 9, 10, 12
10"	6, 8, 9, 10, 12
12"	6, 8, 9, 10, 12



Plain Square

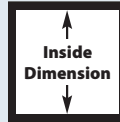
Standard Cap & Base

PERMAWRAP® PLAIN, FLUTED, RECESSED PANEL, AND RAISED PANEL WITH OGEE CAP & BASE DIMENSIONS (IN INCHES)

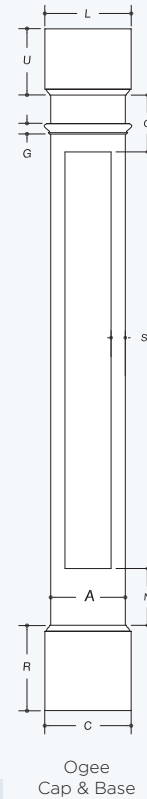
Col. Width	A	C	G	L	N	O	S*	R	U	Lengths (ft.)
6"	5 7/8"	7 1/4"	1 1/8"	7 1/4"	6"	6"	1 3/4"	9"	7"	6, 8, 9, 10, 12
8"	7 7/8"	9 1/4"	1 1/8"	9 1/4"	6"	6"	1 3/4"	9"	7"	6, 8, 9, 10, 12
10"	9 7/8"	11 1/4"	1 1/8"	11 1/4"	6"	6"	1 3/4"	9"	7"	6, 8, 9, 10, 12
12"	11 7/8"	13 1/4"	1 1/8"	13 1/4"	6"	6"	1 3/4"	9"	7"	6, 8, 9, 10, 12

* Ogee cap and base = 3/8" material. Rail breaks are 7" long and designed to fit 36" or 42" rail heights. *S dimension for 6" raised panel is 1 1/4", 8" raised panel is 1 1/2". S dimension for fluted columns vary. Additional sizes are available.



INSIDE DIMENSIONS* FOR PREMIUM



6"	4 1/8"
8"	6 1/8"
10"	8 1/8"
12"	10 1/8"



Ogee Cap & Base



Square Fluted

Square Raised Panel

Square Recessed Panel



Ogee Cap



Ogee Base

NUMBER OF FLUTES PER SIDE

6"	3
8"	5
10"	7
12"	8

AVAILABLE SIZES

Col. Width	Lengths (ft.)
6"	6, 8, 9, 10, 12
8"	6, 8, 9, 10, 12
10"	6, 8, 9, 10, 12
12"	6, 8, 9, 10, 12

**PERMAWRAP® PLAIN, RECESSED, AND RAISED
PANEL CRAFTSMAN DIMENSIONS (IN INCHES)**

Col. Width	A	B	C	G	L	N	O	S	R	U	Lengths
10" x 6"	9 ⁷ / ₈ "	5 ⁷ / ₈ "	12 ⁷ / ₈ "	1 ¹ / ₈ "	8 ⁷ / ₈ "	6"	6"	1 ³ / ₄ "	2"	2"	48", 54", 60", 66", 72", 84", 96", 108", 120"
12" x 8"	11 ⁷ / ₈ "	7 ⁷ / ₈ "	14 ⁷ / ₈ "	1 ¹ / ₈ "	10 ⁷ / ₈ "	6"	6"	1 ³ / ₄ "	2"	2"	48", 54", 60", 66", 72", 84", 96", 108", 120"
16" x 10"	15 ⁷ / ₈ "	9 ⁷ / ₈ "	18 ⁷ / ₈ "	1 ¹ / ₈ "	12 ⁷ / ₈ "	6"	6"	1 ³ / ₄ "	2"	2"	48", 54", 60", 66", 72", 84", 96", 108", 120"
20" x 15"	19 ⁷ / ₈ "	14 ⁷ / ₈ "	22 ⁷ / ₈ "	1 ¹ / ₈ "	17 ⁷ / ₈ "	6"	6"	1 ³ / ₄ "	2"	2"	48", 54", 60", 66", 72", 84", 96", 108", 120"
24" x 16"	23 ⁷ / ₈ "	15 ⁷ / ₈ "	26 ⁷ / ₈ "	1 ¹ / ₈ "	18 ⁷ / ₈ "	6"	6"	1 ³ / ₄ "	2"	2"	48", 54", 60", 66", 72", 84", 96", 108", 120"

*Additional sizes are available from 5" to 24" wide and 2' to 20' in length.



Plain
Craftsman

Recessed
Panel
Craftsman

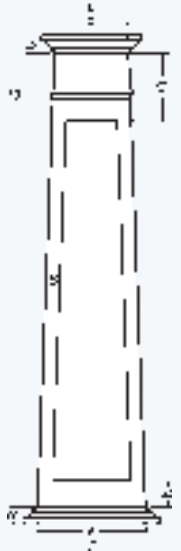
Raised
Panel
Craftsman

PLAIN PANEL INSIDE DIMENSIONS

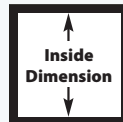
	Bottom	Top
10" x 6"	8 ⁷ / ₈ "	4 ⁷ / ₈ "
12" x 8"	10 ⁷ / ₈ "	6 ⁷ / ₈ "
16" x 10"	14 ⁷ / ₈ "	8 ⁷ / ₈ "
20" x 15"	18 ⁷ / ₈ "	13 ⁷ / ₈ "
24" x 16"	22 ⁷ / ₈ "	14 ⁷ / ₈ "

RECESSED PANEL INSIDE DIMENSIONS

	Bottom	Top
10" x 6"	7 ⁷ / ₈ "	3 ⁷ / ₈ "
12" x 8"	9 ⁷ / ₈ "	5 ⁷ / ₈ "
16" x 10"	13 ⁷ / ₈ "	7 ⁷ / ₈ "
20" x 15"	17 ⁷ / ₈ "	12 ⁷ / ₈ "
24" x 16"	21 ⁷ / ₈ "	13 ⁷ / ₈ "



Traditional Cap
and Base



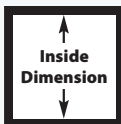
AVAILABLE SIZES

10" x 6"	48", 54", 60", 66", 72", 84", 96", 108", 120"
12" x 8"	48", 54", 60", 66", 72", 84", 96", 108", 120"
16" x 10"	48", 54", 60", 66", 72", 84", 96", 108", 120"
20" x 15"	48", 54", 60", 66", 72", 84", 96", 108", 120"
24" x 16"	48", 54", 60", 66", 72", 84", 96", 108", 120"

PERMAWRAP® PEDESTAL DIMENSIONS (IN INCHES)

Col. Width	A	C	L	N	O	S	R	U	Lengths (ft.)
12"	11 ⁷ / ₈ "	14 ⁷ / ₈ "	14 ⁷ / ₈ "	6"	6"	1 ³ / ₄ "	2"	2"	40", 46"
16"	15 ⁷ / ₈ "	18 ⁷ / ₈ "	18 ⁷ / ₈ "	6"	6"	1 ³ / ₄ "	2"	2"	40", 46"
20"	19 ⁷ / ₈ "	22 ⁷ / ₈ "	22 ⁷ / ₈ "	6"	6"	1 ³ / ₄ "	2"	2"	40", 46"
24"	23 ⁷ / ₈ "	26 ⁷ / ₈ "	26 ⁷ / ₈ "	6"	6"	1 ³ / ₄ "	2"	2"	40", 46"

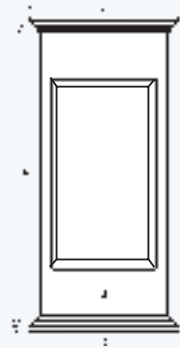
* Additional sizes are available.



Traditional Cap



Traditional Base



Traditional Cap
and Base

INSIDE DIMENSIONS*

12"	10 ⁷ / ₈ "
16"	14 ⁷ / ₈ "
20"	18 ⁷ / ₈ "
24"	22 ⁷ / ₈ "

*Plain

INSIDE DIMENSIONS*

12"	9 ⁷ / ₈ "
16"	13 ⁷ / ₈ "
20"	17 ⁷ / ₈ "
24"	21 ⁷ / ₈ "

*Recessed Panel



Raised
Panel
Pedestal



Recessed
Panel
Pedestal



Traditional Cap
and Base

AVAILABLE SIZES*

12"	40", 46"
16"	40", 46"
20"	40", 46"
24"	40", 46"

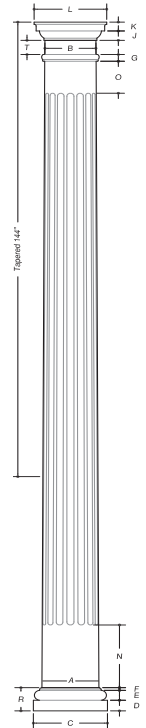


Round Tapered Wood Columns

COLUMN DIMENSIONS WITH STANDARD CAP AND BASE (IN INCHES)

Column Size	A	B	C	D	E	F	G	J	K	L	O	N	R	T	Lengths Avail. (ft.)
6"	5 ⁵ / ₈ "	4 ⁵ / ₈ "	7 ¹ / ₄ "	1 ³ / ₈ "	1 ¹ / ₄ "	9 ¹ / ₁₆ "	1 ⁵ / ₁₆ "	1 ⁵ / ₁₆ "	1 ⁵ / ₁₆ "	7"	4 ¹ / ₂ "	8"	3 ³ / ₁₆ "	2"	8, 10
8"	7"	6 ¹ / ₄ "	9 ¹ / ₄ "	1 ¹ / ₂ "	1 ¹ / ₄ "	3 ³ / ₄ "	1 ⁵ / ₁₆ "	1 ¹ / ₄ "	1 ¹ / ₄ "	9 ⁷ / ₈ "	4 ¹ / ₂ "	8"	3 ¹ / ₄ "	2"	8, 10, 12
10"	9"	8 ¹ / ₄ "	11 ¹ / ₄ "	1 ¹ / ₂ "	1 ¹ / ₄ "	3 ³ / ₄ "	1 ⁵ / ₁₆ "	1 ¹ / ₄ "	1 ⁵ / ₁₆ "	10 ¹ / ₂ "	4 ¹ / ₂ "	8"	3 ¹ / ₄ "	2"	8, 10, 12
12"	11 ⁵ / ₈ "	9 ³ / ₈ "	13 ³ / ₈ "	1 ³ / ₈ "	1 ¹ / ₄ "	7 ⁷ / ₈ "	1 ⁵ / ₁₆ "	1 ³ / ₄ "	1 ³ / ₈ "	12"	4 ¹ / ₂ "	8"	3 ¹ / ₈ "	2"	8, 10, 12

Larger sizes available. Call for quote.



ROUND TAPERED WOOD INSIDE DIMENSIONS

Inside diameter may vary up to 1/4". Splitting a column will decrease inside dimension 1/8".

Column Size	TOP I.D.	BOT I.D.	DIFFERENCE
6"	6"	3"	3"
8"	8"	4 ³ / ₄ "	4 ³ / ₄ "
10"	10"	6 ³ / ₄ "	6 ³ / ₄ "
12"	12"	7 ⁷ / ₈ "	7 ¹ / ₄ "

Capitals and Bases for Wood Columns

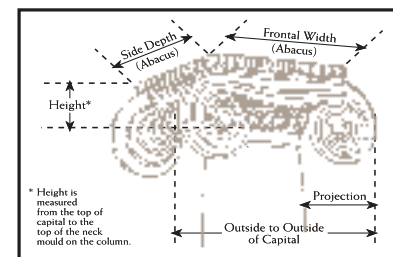
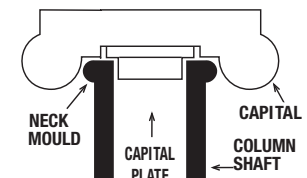
**DECORATIVE CAPITAL DIMENSIONS
FOR ROUND COLUMNS (IN INCHES)**

Size of Column		8"	10"	12"
Roman Ionic	Height	3 ¹ / ₁₆ "	4"	4 ⁵ / ₈ "
	Abacus	8 ¹ / ₈ "	10 ³ / ₄ "	12 ¹ / ₂ "
	Projection	3 ¹ / ₈ "	4 ¹ / ₈ "	5"
	O/S to O/S	10 ¹ / ₂ "	13 ³ / ₁₆ "	16 ¹ / ₂ "
Greek Ionic	Height	4 ¹ / ₈ "	5 ⁵ / ₈ "	6 ⁹ / ₁₆ "
	Abacus	7 ¹ / ₁₆ "	10 ¹ / ₁₆ "	14 ³ / ₈ "
	Projection	3 ⁵ / ₈ "	5"	7 ¹ / ₂ "
	O/S to O/S	11 ⁷ / ₈ "	14 ¹⁵ / ₁₆ "	20 ¹ / ₁₆ "
Temple of the Winds	Height	8"	10 ⁵ / ₁₆ "	11 ⁵ / ₈ "
	Abacus	11 ⁷ / ₈ "	13 ³ / ₁₆ "	16 ¹ / ₁₆ "
	Projection	5 ¹ / ₂ "	6"	7"
	O/S to O/S	11 ⁷ / ₈ "	13 ³ / ₁₆ "	16 ¹ / ₁₆ "
Roman Corinthian	Height	8 ¹ / ₁₆ "	11 ¹ / ₁₆ "	14 ⁵ / ₈ "
	Abacus	12 ¹ / ₁₆ "	14 ⁵ / ₁₆ "	18 ⁷ / ₁₆ "
	Projection	4 ¹ / ₄ "	6 ¹ / ₄ "	8 ¹ / ₄ "
	O/S to O/S	12 ¹ / ₁₆ "	14 ⁵ / ₈ "	18 ⁷ / ₁₆ "
Scamozzi	Height	3 ¹ / ₈ "	4 ¹ / ₈ "	5 ¹ / ₈ "
	Abacus	9 ⁷ / ₈ "	14 ¹ / ₄ "	16 ⁵ / ₈ "
	Projection	3 ³ / ₈ "	5 ³ / ₈ "	6"
	O/S to O/S	10"	14 ¹ / ₄ "	16 ⁵ / ₈ "

• 8"-12" Round Decorative Capitals are load bearing.

8" - 12" Load Bearing Decorative Capitals for ROUND Wood Columns

Adding a load bearing decorative capital to a round wood column will lengthen or shorten the overall height of the column depending on the height of the capital. Subtract the "T" dimension (from the column dimensions chart) and add the height of the decorative capital +/- 1/4" for overall column height.



* Height is measured from the top of capital to the top of the neck mould on the column.

Capital and Base Options

Capitals and bases for wood columns are load bearing. The shaft fits between the capital and base and alters the height of the shaft. Several options are offered for wood columns.

Decorative Capitals

Five styles of decorative capitals are available. Nothing makes a statement like wood columns with a decorative capital. 8"-12" decorative capitals for Round wood columns are load bearing. Using a decorative capital with a wood shaft will alter the height of the shaft.

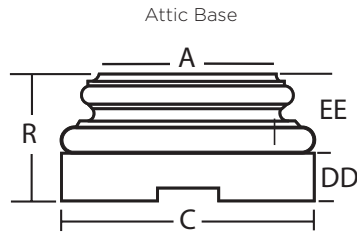
Attic Base

Attic bases are used for a more ornate look and comes in two pieces. (In the chart, see DD for the plinth dimension and EE for the torus dimension).

What You Need To Know

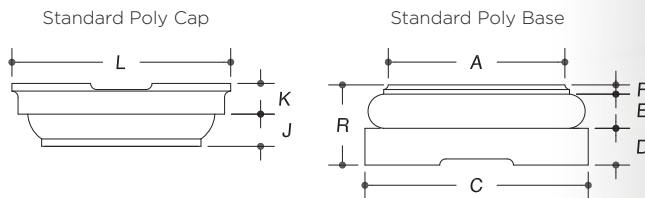
The height of a column includes capital and base (Ex. 8' = shaft 7', 6½" and capital and base total 8').

- Cap and base fit on top and bottom of column insulating the column from the elements.
- Split columns are not load bearing.
- Store columns in a dry, well-ventilated area.
- For exterior applications: Paint inside of column shaft with a nonfibrous asphaltum type roof coating. Application must reach minimum 48" up the inside bottom of the column shaft and must be painted.
- Wood columns require ventilation at the top and bottom.
- Failure to adhere to installation instructions voids the warranty.



For columns 8" to 12" in diameter, bases, including plinth, are Polyurethane.

Column Size	Bottom DIA. (NET)	Round Base			
		A	C	DD	EE
8"	8 1/8"	10 1/4"	1 7/8"	1 7/8"	5 1/8"
10"	9 5/8"	13"	2 1/2"	2 1/2"	6 1/2"
12"	11 5/8"	16"	3"	3"	7 1/2"



STANDARD POLY CAP DIMENSIONS

Size	J	K	L
6"	1 5/16"	1 5/16"	7"
18"	1 1/4"	1 1/4"	8 7/8"
10"	1 1/4"	1 5/16"	10 1/2"
12"	1 3/4"	1 3/8"	12"

STANDARD POLY BASE DIMENSIONS

Size	A	C	D	E	F	R
6"	5 5/8"	7 1/4"	1 3/8"	1 1/4"	9/16"	3 3/16"
18"	7"	9 1/4"	1 1/2"	1 1/4"	3/4"	3 1/4"
10"	9"	11 1/4"	1 1/2"	1 1/4"	3/4"	3 1/4"
12"	11 5/8"	13 1/8"	1 3/8"	1 1/4"	7/8"	3 1/8"

CUSTOM SPLITTING OPTIONS



The PermaPost® Collection

- Weather Proof.
 - Insect Proof.
 - Load Bearing.
 - Low Maintenance.
 - Pre-finished White.
 - Ready to Install.
 - 25 Year Limited Warranty.*
- *See Warranty

Chamfered PermaPost®.




The Square PermaPost® is made from low maintenance PVC and is pre-finished with a white capstock. HB&G's Colonial and Chamfered PermaPost® are made from a low maintenance polyethylene and are pre-finished white and should


not be painted. For a warm and inviting decorative look for your front porch, choose from either the 5" or 6" Colonial PermaPost®, the 5" Square PermaPost®, or the 6" Chamfered PermaPost®.

PermaPost® Perma Lamp Posts

5" or 6" Colonial PermaPost® 5" Square PermaPost® 6" Chamfered PermaPost® Colonial Lamp Post Chamfered Lamp Post

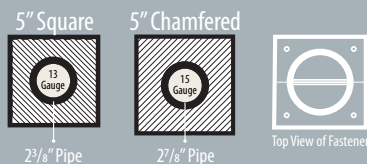


Colonial Post Two (2) post fasteners are shipped with each Colonial post.



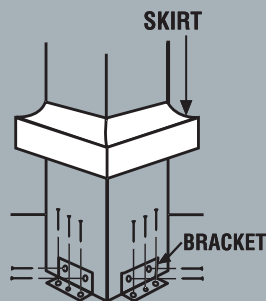
Square Post

Two (2) post fasteners are shipped with each Colonial post.



Optional Synthetic Post Fastening Kits

Each kit comes complete with skirt, brackets, and TapCon screws for wood or concrete substrates. Available for all Synthetic Post styles.



The Perma Lamp Post is an attractive way to light a drive or garden area. The pipe in the center is designed to allow a wire to be easily installed. The 2 7/8" pipe fits most outdoor lamp fixtures.

Post Size	Width	Turned Area	Base Height	Length (in feet)	Top Portion (Square Top)
Colonial Posts					
5" x 5"	4"	38 1/2"	41 1/2"	8"	16 1/4"
5" x 5"	4"	38 1/2"	45 1/4"	9"	24 1/2"
6" x 6"	5"	38 1/2"	41 1/2"	8"	16 1/4"
6" x 6"	5"	38 1/2"	45 1/4"	9"	24 1/2"
Square Posts					
5" x 5"	4 1/4"	N/A	N/A	8"	N/A
5" x 5"	4 1/4"	N/A	N/A	9"	N/A
5" x 5"	4 1/4"	N/A	N/A	10"	N/A
Chamfered Post					
6" x 6"	3 1/2" & 5 1/2"	N/A	46 1/4"	8"	4 1/2"
Colonial Lamp Post					
6" x 6"	3 1/2" & 5 1/2"	38"	51"	7 6 1/2"	N/A
Chamfered Lamp Post					
6" x 6"	3 1/2" & 5 1/2"	N/A	46 1/4"	8'	4 1/2"

Measurements in inches unless otherwise noted. There may be a variance of up to 1/4" in all dimensions.
 *Loadbearing capacity is dependent on the concentric loading of the post.
 Note: All sizes are nominal.

Porch-Loc®


- Adds wind uplift resistance.
- Porch-Loc® secures structural Colonial and Square PermaPost® to floor and beam/header.
- Easy installation.
- Durable skirts included.

Wind Uplift Resistant Installation Brackets

Size	Dimension
5" Colonial	4"
6" Colonial	5"
5" Square	4 1/4"

Skirts and hardware included

Porch-Loc® Installation Kit



Description

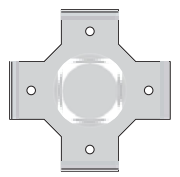
Dimensions are nominal and may vary slightly.

- 5" Colonial PermaPosts and Perma Lamp Posts are net 4".
- 6" Colonial PermaPosts are net 5".
- Chamfered PermaPosts and Perma Lamp Posts are net 3½" (top) and 5½" (bottom).
- Square posts are net 4¼".
- Perma Lamp Posts can accommodate most outdoor lamp fixtures.

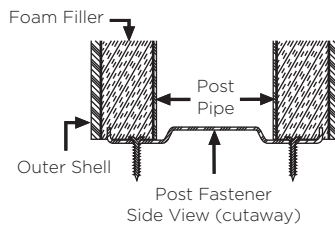
Fastening Systems

Colonial Post

Two (2) Post Fasteners are shipped with each colonial post.

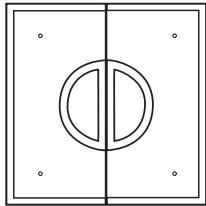


Top View of Fastener

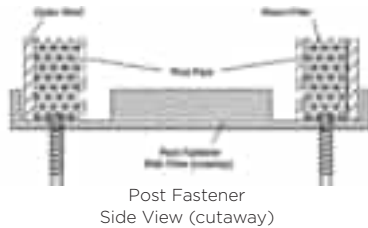


Square Post

Two (2) Post Fasteners are shipped inside each post.



Top View of Fastener

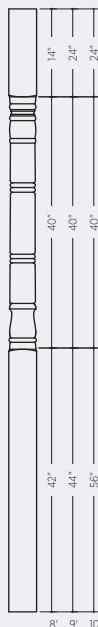


WOOD PORCH POSTS

Number 100 Turned Wood Post*

Our No. 100 turned wood posts are available in 4", 5", and 6" nominal sizes.

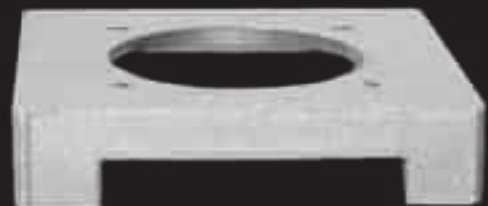
(Cross sections are 3¼", 4¼", and 5¼" net size.)



Number 100 Turned Post

Aluminum Plinth for Wood Post

Wood posts must be installed with aluminum plinths or quick mount bracket to comply with warranty.



*Plinths should always be used with wood posts.

The HB&G PermaRail Plus® Collection

- Available in kits, components, and ready to install pre-built sections.
- Prefinished; no painting required.
- Compliant with IBC up to 10' and IRC up to 12' (CCRR-0262).
- Newel sleeve fits over a pressure-treated 4 x 4 or newel support.
- Durable, low maintenance.
- Concealed hardware.
- Adjustable stair rail brackets.**
- Insect and weather proof.
- 10/25 Year Limited Warranty*.
- Rail Heights 36" and 42".
- Rail Lengths 6, 8, 10, and 12'.
- 1-1/4", and 1-1/2" Square, and Turned Balusters.

Savannah PermaRail Plus® Railing with Custom Decorative Panel

*See Warranty.

**Patent Pending.

The PermaRail Plus® railing system is a beautiful way to tie your whole porch look together. It is made up of several different components, allowing you the ability to create the designs that match your way of life.

Easy to install, this worry-free railing system will be a beautiful, low maintenance addition to your porch or deck for generations to come.

Savannah



Standard



Belhaven

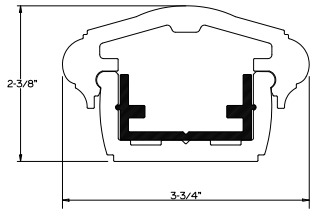


Newport

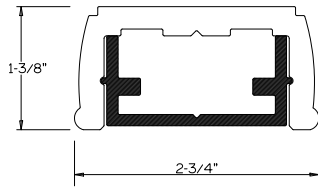


All rail sections are suitable for use with PermaCast® Plus columns, PermaRail Plus® newels, or PermaPost®.

*HB&G recommends checking all applicable building code requirements before the design and installation of PermaRail Plus®.



Savannah Top Rail.*



Standard Top Rail** and Standard Bottom Rail with Aluminum Stiffener.
**Maximum 8' Length.

*With Aluminum Stiffener and Standard Bottom Rail.



Supplemental Aluminum Stiffener for Savannah, Newport, and Bellhaven for Rail Lengths over 8'.



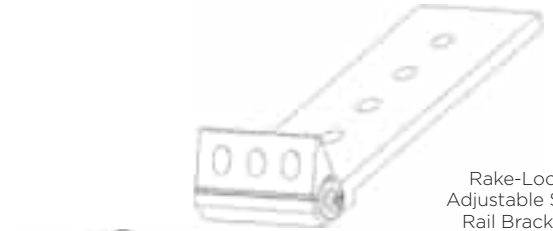
Standard Aluminum Stiffener.



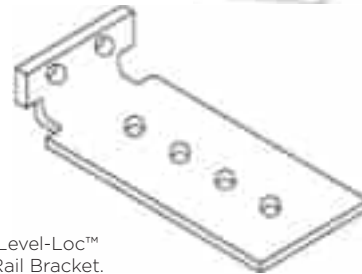
Newel Cap.



Newel Skirt.




Rake-Loc™ Adjustable Stair Rail Bracket.

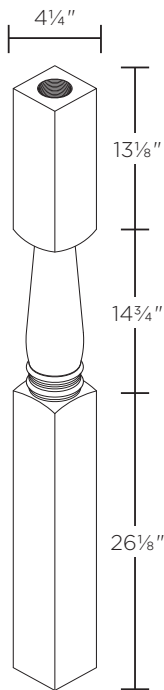


Level-Loc™ Rail Bracket.

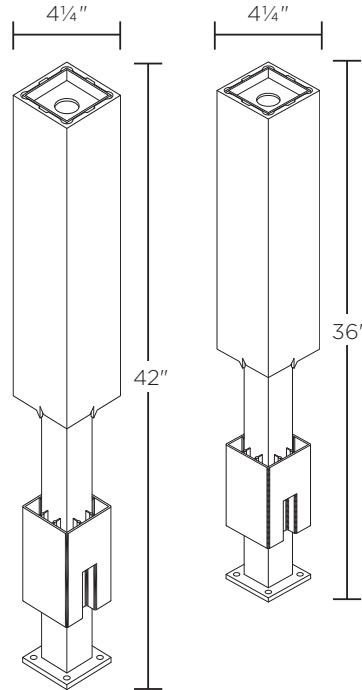
Chesterfield Newel Support Kit



Chesterfield Newel



Newel-Loc™ Square Newel Post Mount System*



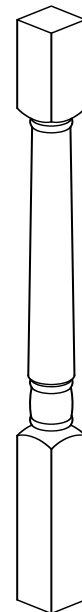
1-1/4" Square Baluster 30" and 36"



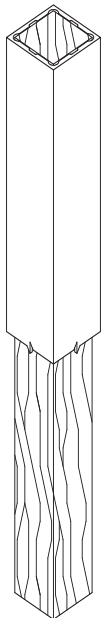
1-1/2" Square Baluster 30" and 36"



1-1/2" Turned Baluster 30" and 36"



Newel Sleeve 45" and 54"***



*The 36" and 42" Newel Post Mount are designed for coastal conditions.
NOTE: Newel-Loc™ and Newel Sleeve must be purchased separately.

**Newel sleeves can be slid over an existing 4 x 4 or installed with the Newel Post Mount.
The top rail, bottom rail, and balusters are pre-finished white and are made from weather resistant cellular PVC.
Turned Balusters are made from hollow rigid vinyl and cannot be painted.

Three Ways to Order the PermaRail Plus® Railing...

1. Do-it-yourself Kit

Everything needed to assemble and install is included.

- All standard level rail section components included in one box.
- Balusters and all installation hardware included.
- Decorative top rail and Rake-Loc™ stair bracket sold separately.
- How to Order:
- Choose Your Height: 36" 42"
- Choose your Length: 6', 8', 10', 12' 6', 8', 10'
- Choose Decorative Top Rail: Savannah.
- Note: Standard Rail System has a maximum length of 8'.
- Optional concealed adjustable stair rail brackets for 6' and 8' rail lengths.
- Kit Includes:
- Standard top and bottom rail.
- 1 ¼ balusters.
- Support block(s).
- Aluminum stiffeners.
- Level-Loc™ rail assembly fasteners and installation hardware.

2. Individual Components

- Build your Own Design.
- For complete rail system you will need the following:
- Note: Standard Rail System has a maximum length of 8'.
- Standard top and bottom rail.
- Decorative top rail (if not using the Standard Top Rail*).
- Aluminum stiffeners (2) - Supplemental stiffener for rail lengths over 8'.
- Square Balusters, 1 ¼ or 1 ½" Turned Balusters - 30" or 36" long.
- Support block(s).
- Level-Loc™ rail hardware kit.
- Baluster screw kit.

3. Pre-Built Sections

- Shipped factory assembled in standard lengths.
- Easy to install.
- Everything needed to install included.

• How to Order:

- Choose Your Height: 36" 42"
- Choose your Length: 6', 8', 10', 12' 6', 8', 10'
- Choose Decorative Top Rail: Savannah.
- Note: Standard Rail System has a maximum length of 8'.
- Optional Concealed Adjustable Rake-Loc™stair rail brackets for 6' and 8' rail lengths.
- Onsite trimming and assembly completion required.

*HB&G recommends checking all building codes before the design and installation of your PermaRail Plus® railing.


Building Code Compliance

PermaRail Plus® has been tested to the appropriate standards and found to be build code compliant (CCR-0262) as follows:

	Decorative Top Rail System		Standard Top Rail System	
	Level	Rake	Level	Rake
IRC	up to 12'	up to 8'	up to 8'	up to 8'
IBC	up to 10'	up to 8'	up to 8'	up to 8'

Review your application to ensure intended use complies with all applicable building codes.

Typical Assemblies



Balustrade Systems

- Low Maintenance.
- Primed White.**
- Ready to Install and Paint.
- Easy Installation.
- 25 Year Limited Warranty.*

12" Round PermaCast®Plus Columns with Tuscan Cap and Base and 7" Balustrade System.

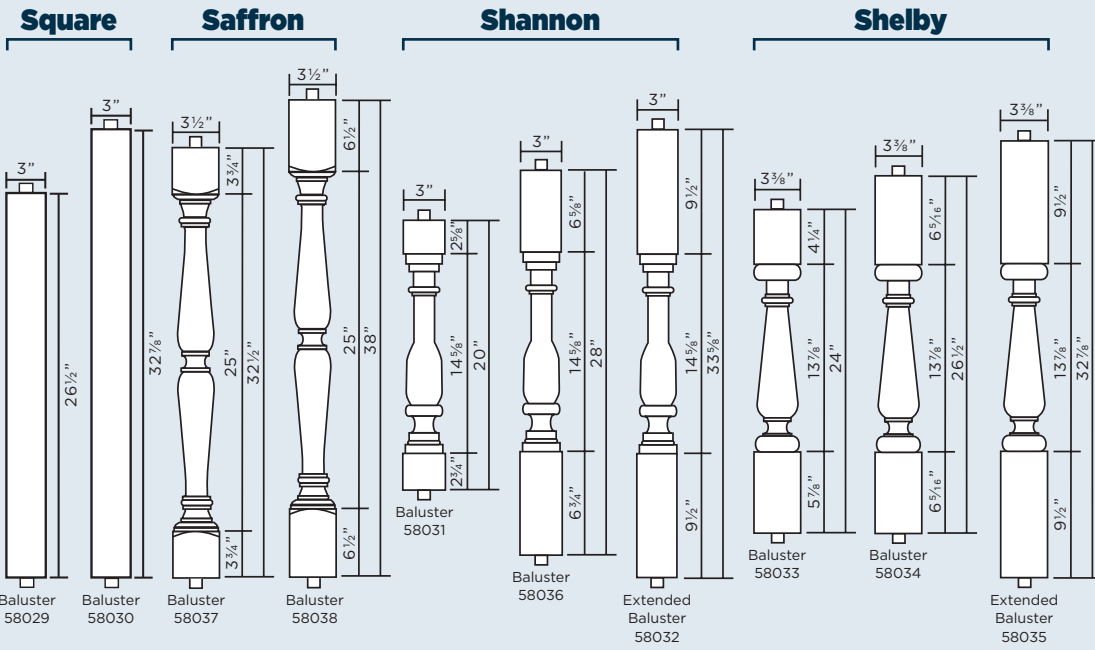
We have created a unique and elegant balustrade system that can make your home stand out from the rest. These low-maintenance features are made by moulding high-density urethane around structural

elements in order to provide exceptional beauty, durability, and quality. Choose from three rail sizes and several baluster profiles. Curved balustrade systems are available in 10' sections.

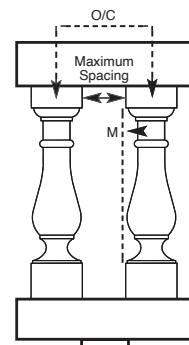

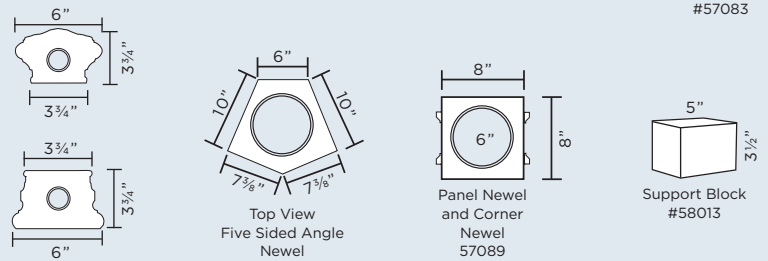

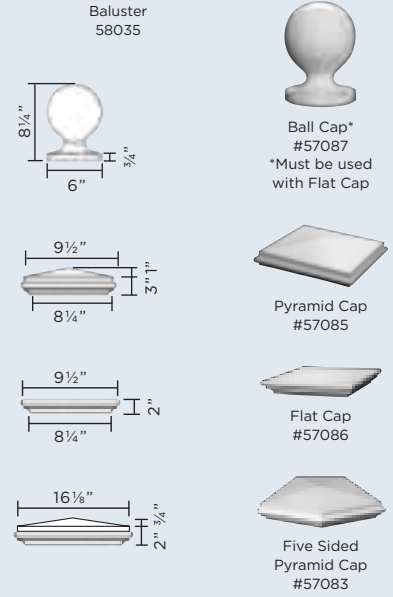
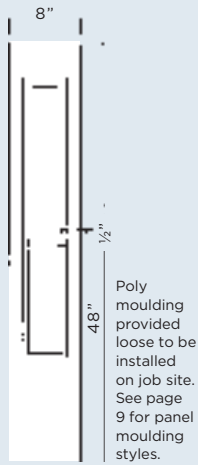
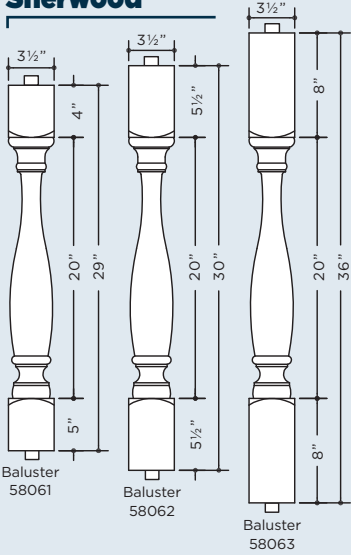
*See Warranty.

**Additional priming may be required.

6" Balustrade System



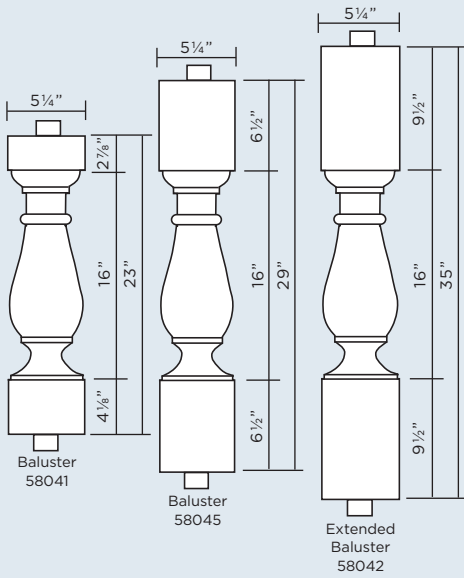
Sherwood



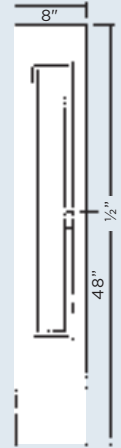
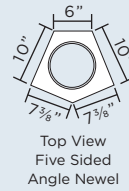
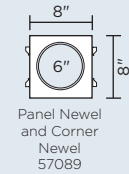
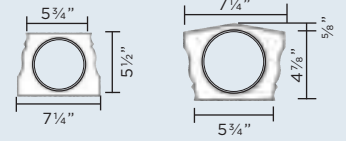
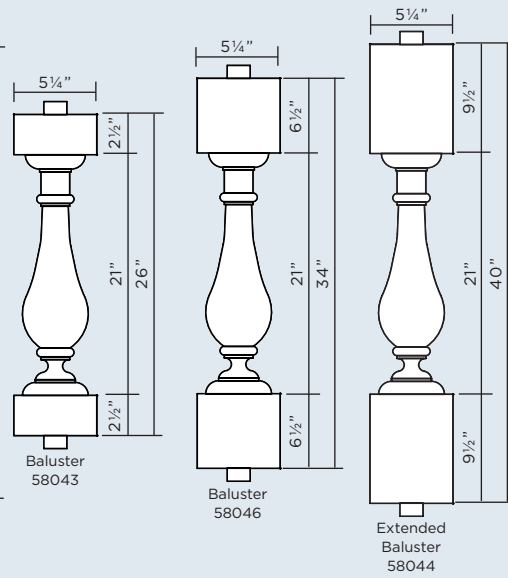
6"			
SKU	M	Maximum Spacing	O/C
58031	3/4"	2 1/4"	5 1/4"
58032	3/4"	2 1/4"	5 1/4"
58036	3/4"	2 1/4"	5 1/4"
58033	1"	2 1/8"	5 1/2"
58034	1"	2 1/8"	5 1/2"
58035	1"	2 1/8"	5 1/2"
58037	1"	2"	5 1/2"
58038	1"	2"	5 1/2"
58029	0"	4"	7"
58030	0"	4"	7"
58061	1 1/16"	1 3/4"	5 1/4"
58062	1 1/16"	1 3/4"	5 1/4"
58063	1 1/16"	1 3/4"	5 1/4"

7" Balustrade System

Calvert



Carrington

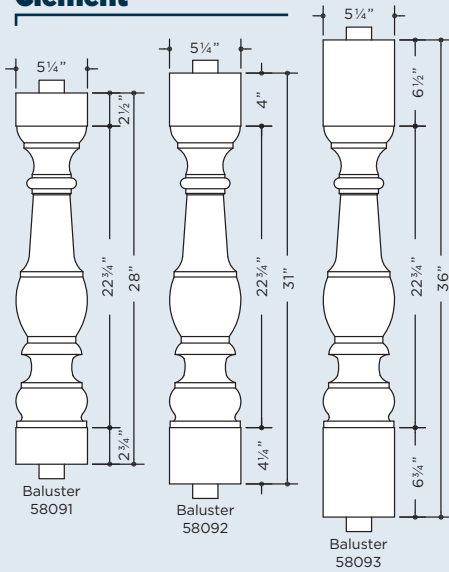


Panel Newel and Corner Newel #57089

Top View Five Sided Angle Newel

Poly moulding provided loose to be installed on job site. See page 9 for panel moulding styles.

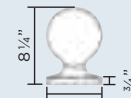
Clement



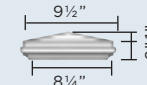
Plain Newel #57088



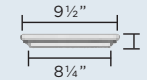
Five Sided Angle Newel #57084



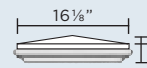
Ball Cap* #57087
*Must be used with Flat Cap



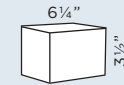
Pyramid Cap #57085




Flat Cap #57086




Five Sided Pyramid Cap #57083



Support Block #58012



Top Rail



Bottom Rail



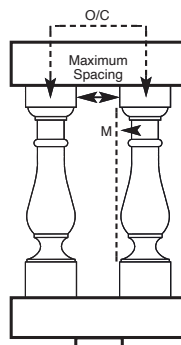
Clement



Carrington



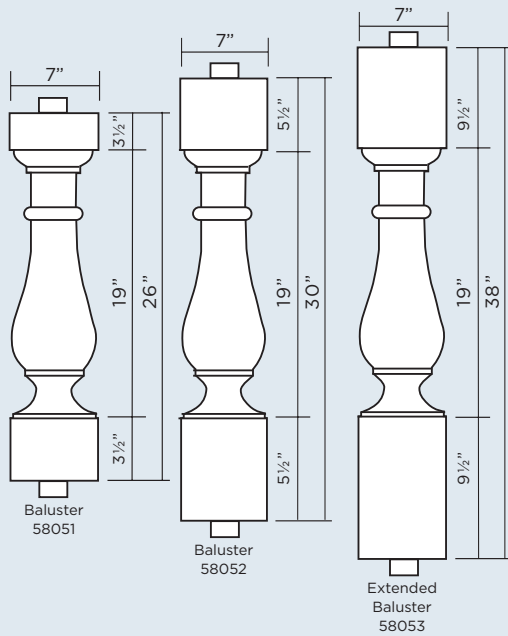
Calvert



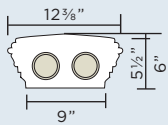
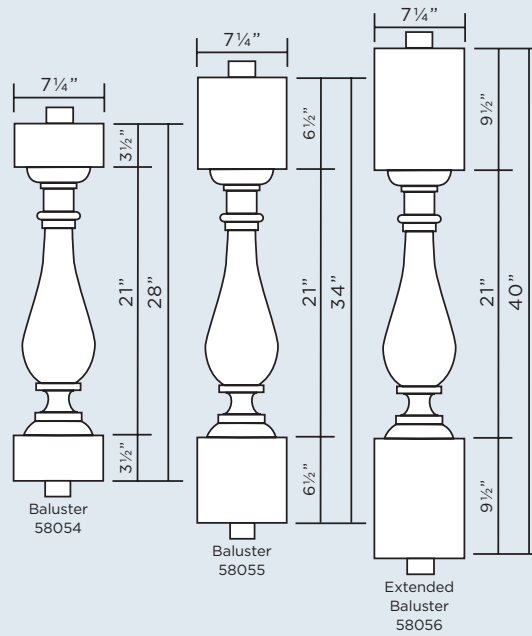
7"			
SKU	M	Maximum Spacing	O/C
58041	1 1/4"	1 1/4"	6 1/2"
58042	1 1/4"	1 1/4"	6 1/2"
58045	1 1/4"	1 1/4"	6 1/2"
58043	1 1/2"	3/4"	6"
58044	1 1/2"	3/4"	6"
58046	1 1/2"	3/4"	6"
58091	1 5/16"	1 3/8"	6 5/8"
58092	1 5/16"	1 3/8"	6 5/8"
58093	1 5/16"	1 3/8"	6 5/8"

12" Balustrade System

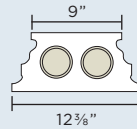
Mandeville



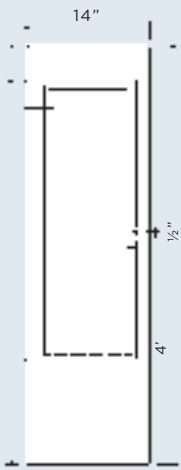
Manasses



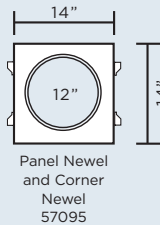
Top Rail



Bottom Rail



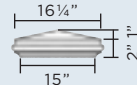
Poly moulding provided loose to be installed on job site. See page 9 for panel moulding styles.



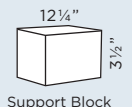
Panel Newel and Corner Newel #57095



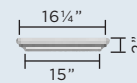
Plain Newel #57094



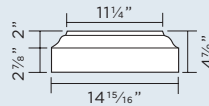
Pyramid Cap #57091



Support Block



Flat Cap #57092



Classic Cap #57097

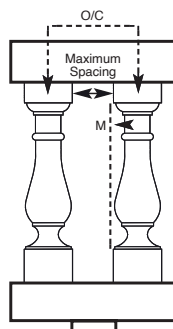


Ball Cap*
7" 63058
10" 57096
12" 57093
*Must be used with Flat Cap



Mandeville

Manasses



12"			
SKU	M	Maximum Spacing	O/C
58051	1 7/8"	3/8"	7 1/8"
58052	1 7/8"	3/8"	7 1/8"
58053	1 7/8"	3/8"	7 1/8"
58054	2 3/8"	0"	7 1/4"
58055	2 3/8"	0"	7 1/4"
58056	2 3/8"	0"	7 1/4"

Curved Balustrade System

- 6" and 7" Rail Styles.
- Low Maintenance.
- Primed White.
- Ready to install and paint.
- Easy Installation.
- 25 Year Warranty.*
- Available in 60"-108" radius.

HB&G Curved Balustrade System will add an elegant finishing touch to any house. Each top and bottom rail style is available in radius from 60" to 108" in 10' lengths. (See pages 38-40 for rail styles).



*See Warranty.

Must purchase balusters and newels separately.

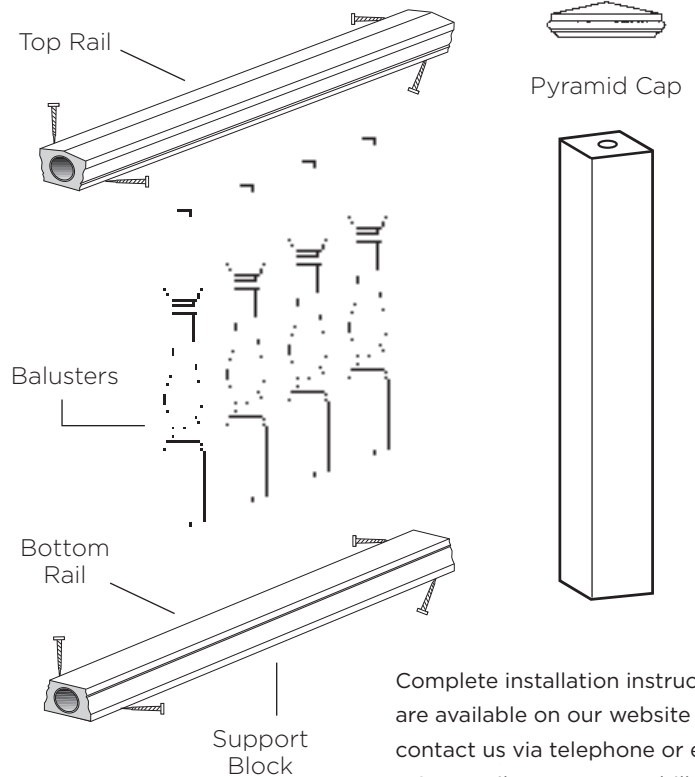
Building Codes

HB&G recommends checking all local, state, and national building codes before the design and installation of your balustrade system.

HB&G is not responsible or liable for any balustrade system that does not meet the requirements of the governing building code in the location where the system is installed.

The space between the bottom rail and the substrate should not be less than 2".

Typical Assembly



Fiberglass Pergolas

- Wind load rated.
- Low maintenance.
- Ease of installation.
- Pre-finished with Benjamin Moore Command engineered coating
- Will not rot, check or twist.
- Hollow rafter can act as conduit for wiring.
- Stability.



Serenity® Series Fiberglass Pergolas

HB&G manufactures fiberglass pergola kits using pultrusion technology to produce the strongest yet lightest structures available with a Limited Lifetime Warranty. Our structural fiberglass components are strong, lightweight, and provide a higher level of aesthetic quality than vinyl or wood pergolas. Our Serenity® pergola kits are manufactured white with Napa Tails and square or plain round tapered PermaCast®Plus columns without neck moulding. Optional wind-load/deck plates are available.



Standard Napa Tails



PERMALITE® NO-TAPER ROUND COLUMN PERGOLA KITS		
Overhead Size	Column Center Size	Column Size
Free Standing 12' x 12'	8' x 8'	8" x 8"
Free Standing 14' x 14'	10' x 10'	10" x 8"
Free Standing 16' x 16'	12' x 12'	10" x 8"
Standard Round Wind-Load/Deck Plate - 8"*		
Standard Round Wind-Load/Deck Plate - 10"*		
*Sold Separately, Deck Screws not included		

PERMALITE® SQUARE COLUMN PERGOLA KITS		
Overhead Size	Column Center Size	Column Size
Free Standing 12' x 12'	8' x 8'	8" x 8"
Free Standing 14' x 14'	10' x 10'	10" x 8"
Free Standing 16' x 16'	12' x 12'	10" x 8"
Standard Round Wind-Load/Deck Plate - 8"*		
Standard Round Wind-Load/Deck Plate - 10"*		
*Sold Separately, Deck Screws not included		

NOTE: Shade canopies sold separately
Serenity® fiberglass pergolas are single support rafter with header style.

Semi-Custom Options*

Make our Serenity® or Tranquility® pergolas your own by selecting from our semi-custom options.

Rafter Tail Options



*Adds a week to shipping time.

Color Options



* Color may differ due to print settings. Call for more information.

Tranquility® Series Predesigned Fiberglass Pergolas

Available with choice of 10"x8' PermaCast® Plus Round Tapered or 10"x8' PermaLite® Square Columns, prefinished with a White Benjamin Moore Command engineered coating, our exclusive Arbor-Loc® tie-down system, and Napa rafter tail.



FREESTANDING PERGOLA OVERHEAD DIMENSIONS

12' x 12'	14' x 18'	18' x 12'	20' x 18'
12' x 14'	14' x 20'	18' x 14'	20' x 20'
12' x 16'	14' x 22'	18' x 16'	20' x 22'
12' x 18'	16' x 12'	18' x 18'	22' x 12'
12' x 22'	16' x 14'	18' x 22'	22' x 14'
14' x 12'	16' x 16'	20' x 12'	22' x 16'
14' x 14'	16' x 18'	20' x 14'	22' x 18'
14' x 16'	16' x 22'	20' x 16'	22' x 22'



ATTACHED PERGOLA OVERHEAD DIMENSIONS

12' x 10'	14' x 14'	18' x 10'	20' x 16'
12' x 12'	14' x 16'	18' x 12'	20' x 18'
12' x 14'	14' x 20'	18' x 14'	20' x 20'
12' x 16'	16' x 10'	18' x 16'	22' x 10'
12' x 18'	16' x 12'	18' x 20'	22' x 12'
12' x 20'	16' x 14'	20' x 10'	22' x 14'
14' x 10'	16' x 16'	20' x 12'	22' x 16'
14' x 12'	16' x 20'	20' x 14'	22' x 20'

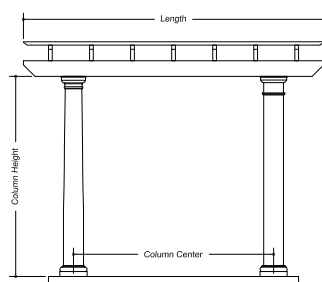
NOTE: Tranquility® predesigned fiberglass pergolas are double support rafter, no header style.

Custom Solace® Series Fiberglass Pergolas

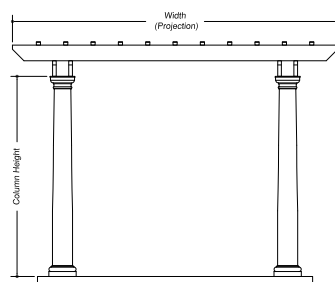


Understanding Pergola Dimensions

Freestanding Pergolas

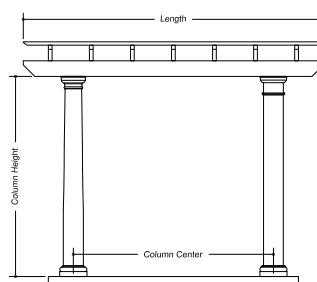


Front View
Beam / Structural rafters
run the length of the
pergola.

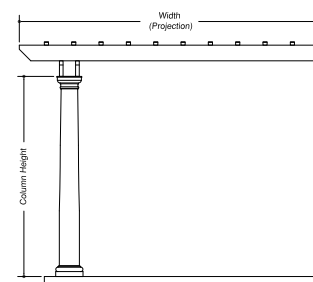


Side View
Rafters run the width
(Projection) of the pergola.

Attached Pergolas



Front View
Ledger runs length
of pergola.



Side View
Width (Projection) of
the pergola top projects
from the structure.

NOTE: Pergola sizes are described as length x width as shown in the examples above.

Canopy options for Structural Fiberglass Pergolas

HB&G offers two ways to increase the shade provided by your pergola: canopies and purlins. Each option is specifically designed to be an attractive accent to your pergola and create a shelter from the sun's rays.

The combination of an HB&G pergola and shade solution is the ultimate combination of beauty, function, and versatility to create your outdoor living room.

Solid color Canopies

Designed for ease of use, our exclusive canopy slides on a wired system that is ready to install out of the box. The unique modular design is easy to install, just like our fiberglass pergolas, to enhance your outdoor living experience. Designed to quickly lock individual canopy panels in place to provide shelter from the sun or remove panels as quickly when the sun goes down.



Canopy Solid Colors

**Color may differ slightly due to print settings.

Tweed, Silica, and Crest are available at a 20% upcharge. Please call for more information.



Oyster
721776



Beige
721790



True Brown
721759




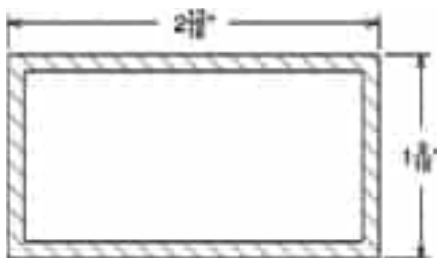
Marine Blue
721812



Ocean Blue
721813

Custom Purlins

Increase the number of purlin on the top of the pergola or change profiles to increase the amount of shade provided.





Outdoor Living Products

HB&G manufactures its outdoor living products with the same materials used in our high-performance Fiberglass Pergolas. They are low maintenance, easy to install, and will not rot, check, or twist.

PRIVACY SCREENS

Add outdoor privacy with HB&G's Privacy Screens. Perfect for pool or dining areas or multi-family applications. Two standard sizes are available with Napa tails.

Size	Column
12' Privacy Screen	10" x 8' Square PermaLite®



ENTRY ARBOR

Formalize an entrance or dress up a garden area with HB&G's Entry Arbors. Two standard sizes are available.

Size	Column Center	Column
12' x 3' Arbor	8'	8" x 8' PermaCast® Plus Round
12' x 3' Arbor	8'	8" x 8' PermaLite® Square

EYEBROW / TRELLIS

Designed to complement the architecture of your home. HB&G's Eyebrow/Trellises are available in three standard sizes with Napa tails.

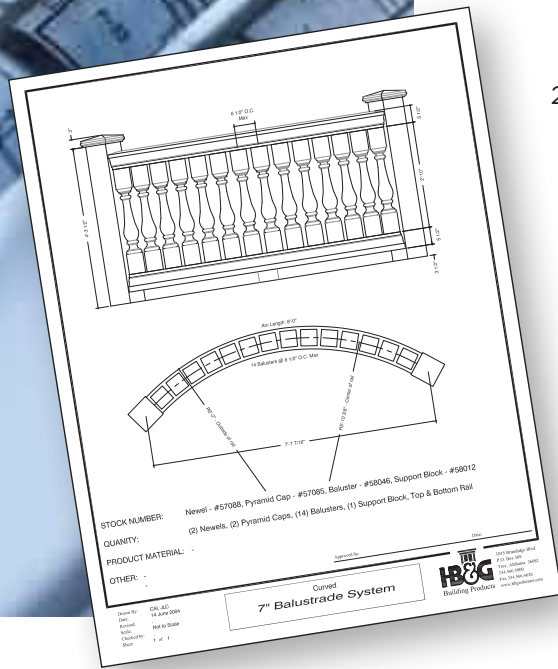
Length		
11' Eyebrow	18' Eyebrow	20' Eyebrow



Drop Off For Take Off!

HB&G's program to help you with your take offs!

1. Send your plans using one of these two methods:
 - Email your plans to hbgtakeoffs@hbgcompanies.com
 - Mail your plans to
1015 Brundige Blvd.
Troy, AL 36081
Attn: Architectural Dept.
2. Once we have your plans, we will provide a detailed product list and drawings for your project.



Item	Len./Pkg.	SKU	Per Unit	Quantity	Unit Price	Ext. Price
12" Round PermaCast Columns	12'	45110	1	4	240.00	\$960.00
12" Round Tuscan Cap & Base Set	12'	45081	1	4	140.00	\$560.00
12" Round PermaCast Columns (Pendant Line)	12'	45164	1	8	285.00	\$2280.00
12" Round Tuscan Cap & Base Set (Pendant Line)	12'	45081	1	8	87.00	\$696.00
12" Round PermaCast Columns	12'	45110	1	8	240.00	\$1920.00
12" Round Tuscan Cap & Base Set	12'	45081	1	8	140.00	\$1120.00
12" Round PermaCast Columns	12'	45110	1	13	240.00	\$3120.00
12" Round Tuscan Cap & Base Set	12'	45081	1	13	87.00	\$1131.00
TOTAL						\$24,117.40

HB&G Continuing Education Course

HB&G offers a one hour continuing education course. This course can be conducted in person as a "lunch and learn" or taken online via our website. This course is AIA and AIBD certified.





HB&G Building Products Inc. Limited Product Warranties

Your Home or Commercial space says a lot about you, our Best-in-the-Industry Warranty says a lot about us!

HB&G Building Products Inc. warrants to the purchasers of our products to be free from defects in craftsmanship and materials as spelled out below:

Our Limited Product Warranty Terms:

- Warranties are exclusive to the person(s) who own and reside in the home the product is installed.
- Warranties also apply to the Homeowner who purchases a newly constructed residence on which the Product is installed directly from the builder.
- Warranties are not transferable.
- These Warranties are only applicable in the United States and Canada.

Our Warranty Claim Process:

- With photos and proof of purchase, claims are to be emailed to warranty@hbgcompanies.com.
- If HB&G determines, at its sole discretion, that a product has a manufacturing defect, the repair or replacement of those materials will be the sole remedies.

Limited Time Warranty Periods by Product:

Products	Single Family Residential	Multi Family Commercial
<ul style="list-style-type: none"> • PermaCast®Plus, PermaCast®Plus or PermaLite® SmartColumn® Columns, RoughSawn®. • Fiberglass Pergola & Outdoor Living Products. 	Limited Lifetime	25 Years
<ul style="list-style-type: none"> • PermaWrap® & PermaSnap™ Columns. • PermaPost®, PermaRailPlus® & Balustrade/Railing/Ceilings. 	25 Years	10 Years
<ul style="list-style-type: none"> • Polyurethane Brackets/ Medallions. 	10 Years	10 Years
<ul style="list-style-type: none"> • Mor-Shade® Canopy & Sail. 	5 Years	1 Year
<ul style="list-style-type: none"> • Wood Columns. 	1 Year	1 Year

Our Limited Product Warranty Terms:

- Our products, when used under the conditions of normal use and are properly installed and maintained in conformance with all of HB&G installation instructions (see QR Code below) as well as all governing building codes.
- HB&G factory-finished products (Pergolas, PermaPost® and Railing) will be free of defects (will not peel, chip or crack) for a period of one year in normal use and are properly installed and maintained in conformance with HB&G installation instructions. This includes Normal weathering such as exposure to sunlight which may cause any finished surface to gradually fade, chalk or accumulate dirt, and/or other Acts of God.



HB&G installation instructions are on our website and are updated as needed, scan the QR code on the left to review the most current versions.

Limitations and conditions not covered:

- Non factory-applied finishes are not covered under this warranty. For claims, original purchasers must look to the warranty of the paint or coating manufacturer for recourse.
- Defects in the foundation, wall or ceiling structure on which HB&G products are installed, which cause failure.
- Installation, delivery and labor costs are NOT covered under this warranty.
- HB&G does not warranty split columns sold direct or by distributors, builders, retailers, suppliers or anyone.



HB&G products are proudly made in Alabama.

Version: 112024A



MAKE A LASTING IMPRESSION.

HB&G products can be purchased from:

HB&G
BUILDING PRODUCTS

1015 Brundidge Blvd.
Troy, AL 36081

1-800-264-4424
hbcolumns.com