

INTERIOR DOORS



TRUSTED TEAM - TRUSTED NAME - TRUSTED RESULTS
Since 1957

BPI

TABLE of CONTENTS

Knotty Alder.....	4
Knotty & Clear Radiata Pine.....	6
Maple.....	8
Oak.....	10
Poplar.....	12
Primed MDF.....	14
Barn Door Collection.....	16
French Door Collection.....	22
Router Carved Collection.....	26
Primed Molded Collection.....	30
Hardware.....	34
Swing Options.....	35



BPI is proud to offer a wide selection of interior doors from Koch Doors, Jeld-Wen, Steves, Unidoor, Woodfold, and Woodgrain. While all styles shown in this catalog are available at BPI, some vendors are only available at certain branches.

Millwork hardware from Delaney, Global Pointe, Johnson Hardware, Penrod, and Schlage are also available through BPI.



KNOTTY ALDER



Quickly growing in popularity, Knotty Alder is known for its rustic appearance.

Knotty Alder grows in the Pacific Northwest and is a medium density hardwood. It is a smooth hardwood with color ranging from a light honey color to a reddish-brown hue. Knotty Alder has a subtle grain pattern that is straighter than other hardwoods and features knots which vary in size and include tight, sound knots as well as rustic, open and split knots.

Key Features

- Evenly textured, with a subdued grain pattern
- Moderate weight and hardness
- Preferred wood for finishing due to its small pore structure and consistency of color
- Can be successfully substituted for other woods when properly colored stains are applied
- Features a warm, honey color when finished naturally



2 Panel Arch Top RP



2 Panel RP



3 Panel Shaker FP



2 Panel V-Groove Arch Top FP




6 Panel RP



2 Panel V-Groove FP



KNOTTY & CLEAR RADIATA PINE



A generally straight grained wood with very wide annual growth rings and knots. Colors of Radiata Pine range from cream to honey-toned. Knotty Pine is abundant in America and features a rich display of reddish-brown knots that reflect the randomness and beauty of nature. Radiata Pine tends to be harder than other pine species with fewer knots. Pine is a versatile lumber that is denser than several other hardwood species and great for many home applications.

Key Features

- Works easily with standard tools
- Good nail holding and gluing ability with a strong resistance to nail splitting
- Accepts a wide variety of paints and stains
- Straight grained with a medium, even texture
- Knotty Pine features a rich display of knots




2 Panel V-Groove FP
Knotty Pine



2 Panel V-Groove Arch Top FP
Knotty Pine



2 Panel Arch Top RP
Clear Pine



6 Panel RP Double Hip
Knotty Pine



4 Panel RP
Clear Pine



Full Louver
Clear Pine



2 Panel Louver Top RP
Clear Pine



MAPLE



Admired for its beauty and strength, Maple is often a favorite for millwork, moulding, cabinetry, furniture, and other home applications.

Maple grows in the Eastern United States and has a creamy white color with a slight reddish-brown tinge. It also has a fine texture with grain pattern that is generally straight with some wavy grain. Maple is also resistant to abrasion.

Key Features

- A heavy wood with good strength properties
- High resistance to abrasion and wear due to its superior durability
- Polishes well and is suitable for enamel finishes and brown tones
- Can be easily sanded, stained and polished to a very fine and smooth finish



3 Panel Shaker FP



2 Panel Shaker FP



4 Panel RP



6 Panel RP



2 Panel Arch Top RP



Flush (Birch)



OAK



Oak grows mainly in the North Central United States. This species of wood is exceedingly strong, heavy, and durable, making it one of the most popular choices used in homes today. Oak has an attractive light color with prominent grain patterns which are relatively straight and features a coarse texture. The durability of this wood makes it an excellent choice for most millwork applications.

Key Features

- Wood dries slowly but stains to a quality finish
- Superior wear-resistance
- Heavy weight and excellent hardness with medium bending strength and stiffness
- One of the most abundant species
- Can be stained to a golden finish with a wide range of finish tones



3 Panel Shaker FP



2 Panel Shaker FP



4 Panel RP



6 Panel RP



2 Panel Arch Top RP



Flush



POPLAR



One of the most common utility hardwoods, Poplar is straight grained, uniform in texture, and is a medium density hardwood. The colors of Poplar range from pale yellow or white to light cream or yellowish brown with occasional streaks of gray or green. Poplar typically grows in the Eastern United States.

Key Features

- Versatile wood that is easy to machine, plane, turn, glue, and bore
- Dries easily with minimal movement in performance and has little tendency to split when nailed
- Takes and holds paint, enamel, and stain exceptionally well
- Medium-density with low-bending, shock resistance, stiffness, and compression values



2 Panel Shaker FP



3 Panel Stack Shaker FP



5 Panel Stack Shaker FP



4 Panel RP



2 Panel RP



3 Panel Shaker FP



2 Panel Arch Top RP



6 Panel RP



PRIMED MDF



Primed MDF doors allow for a better quality paint finish and color matching process. Interior applications are produced with MDF veneer and panels for superior paintability. Primed MDF doors come with a smooth surface that is ready for a final paint finish to match your home or project.

Key Features


- Pre-primed which allows for superior paint adhesion
- Easier color matching
- Handcrafted to last for years to come
- Available in a wide variety of styles



3 Panel Shaker FP



1 Panel Shaker FP



5 Panel Stack Shaker FP



3 Panel Stack Shaker FP



2 Panel Shaker FP



6 Panel RP





BARN DOOR COLLECTION

Rustic & Modern

The Barn Door Collection is the perfect fit for modern, contemporary, and rustic applications. Built with superior quality craftsmanship, each barn door features either a panel design or a flat panel shaker design. Customize your barn door with decorative glass in select models to make a statement.



BARN DOOR COLLECTION

Barn doors allow you the flexibility to enhance an entire room with a unique accent piece while adding functionality.

Customize your barn door with the perfect shade of paint or stain to create a statement piece in your home.

Each barn door is built with authentic stile and rail construction. Barn doors can be accentuated with 3/16" deep V-grooves to give the appearance of individual planks.



180



180 PLK



181



181 PLK



184



184 PLK



185



185 PLK




BARN DOOR HARDWARE

From rustic to modern, there are so many options to make any barn door complement your personal style by choosing from a wide variety of hardware and handles. Make your barn door uniquely yours by completing it with the perfect hardware package.



Barn Door Hardware




1000 SERIES (STANDARD)
Available in: Black, Bronze, & Brushed Steel
330 lb. Limit Per Set




2000 SERIES (HORSESHOE)
Available in: Black
330 lb. Limit Per Set



3000 SERIES (LOW PROFILE TOP MOUNT)
Available in: Black, Bronze, & Brushed Steel
250 lb. Limit Per Set



5000 SERIES (WAGON WHEEL)
Available in: Black, Bronze, & Brushed Steel
330 lb. Limit Per Set



6000 SERIES (DIAMOND)
Available in: Black & Brushed Steel
330 lb. Limit Per Set



BYPASS KIT (STANDARD)
Available in: Black only with 1000 series hangers
300 lb. Limit Per Set

Barn Door Handles - Available in Black, Brushed Steel, & Bronze



MODERN
(Not available in Bronze)

DOOR PULL

ARCH

FLAT

ROUND

SQUARE

SPADE

CLOVER

Sophisticated & Classic

Add decorative glass to your favorite door styles to allow more light to shine through, creating a brighter home. With so many glass designs to choose from, you can create a classic piece that suits your home.



FRENCH DOOR COLLECTION



FRENCH DOOR COLLECTION

Give your home an elegant look by adding French doors with decorative glass. Let light shine from room to room and brighten up your space while giving you the level of privacy you desire. With numerous glass options to choose from, you can find the perfect balance of light and privacy.

French doors come in all wood species with primed options also available so you can personalize the door to your home.



POPULAR GLASS STYLES



Clear

V-Groove



Delta Frost

Glue Chip



Mirror

Rain



Seedy

White Laminated



Rain



Frosted



6 Lite



15 Lite V-Groove



Strada



10 Lite



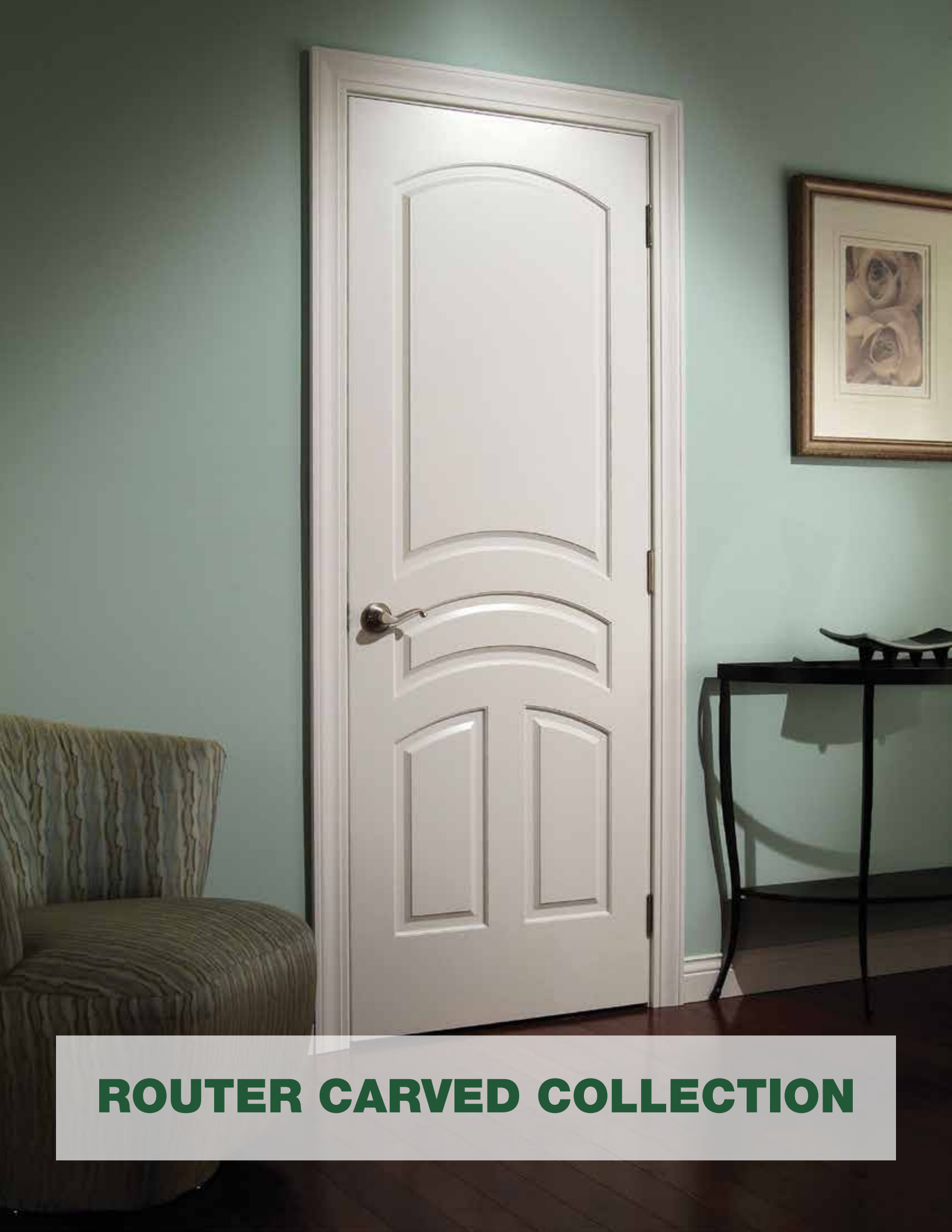
Pantry



Praire



15 Lite



Unique & Elegant

Get the door you really want with unlimited design options. Choose from modern designs with straight lines or browse elegant curved styles that router carved doors have to offer. Make it uniquely yours.



ROUTER CARVED COLLECTION

ROUTER CARVED COLLECTION

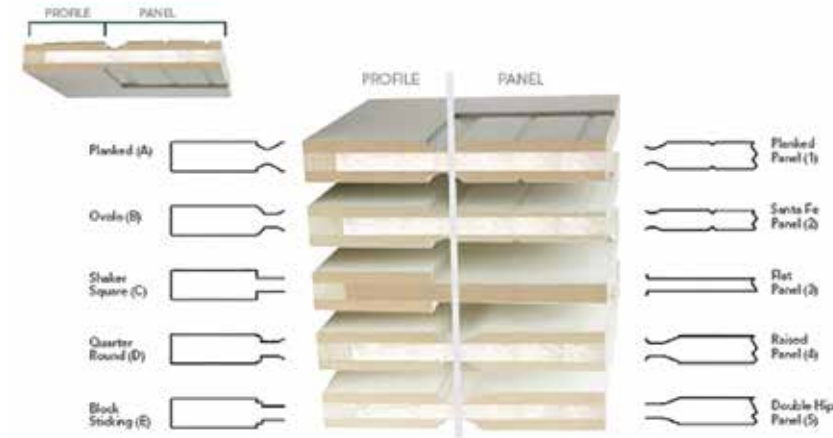
The Router Carved Collection is made from medium density fiberboard (MDF) and includes both 1-3/8" and 1-3/4" doors available in panel, bifold, and fire-rated doors. Router Carved doors offer infinite design options by combining cutting edge technology and old-fashioned craftsmanship. Woodgrain uses its well-honed techniques from decades of wood door manufacturing to build a better door.

DOOR SPECIFICATIONS:

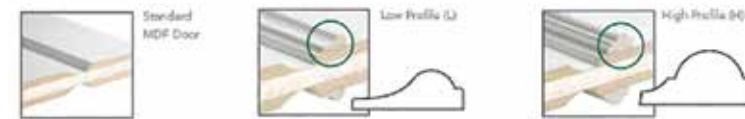
Heights: 6'8", 7'0", 8'0"
 Widths: 1'0" - 4'0"
 Thickness: 1-3/8", 1-3/4"

PROFILE AND PANEL OPTIONS

Mix and match any of our five profile options or two raised moulding options.

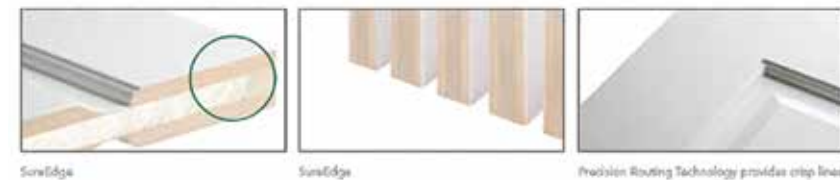


RAISED MOULDING



THE SUREEDGE ADVANTAGE:

SureEdge solid wood edge band is a feature in each MDF door. Installed in each stile the SureEdge system allows maximum screw holding power and ease of hinge mortising.



ROUTER CARVED DOORS OFFER:

- Exceptionally smooth surface for excellent paint adhesion
- Unlimited design options, including most graphics & text
- Resists shrinkage, expansion, or warping
- Environmentally friendly
- SureEdge design for superior screw holding capacity

ROUTER CARVED DOORS WITH EXPANDED POLYSTYRENE (EPS) CORE OFFER SEVERAL ADVANTAGES:

- 40% lighter than the standard 2'6" x 6'8" MDF door
- Easier to handle and hang
- Exerts less stress on the hinges
- Improve sound transmission properties



5139



5125



5152



5878



5721



5015



5877



5155



5109



5124




5732





Contemporary & Chic

With clean lines and a contemporary design, you can't go wrong with the Primed Molded Door Collection. This collection is not only durable, but has a timeless design you will enjoy for years to come.



PRIMED MOLDED COLLECTION

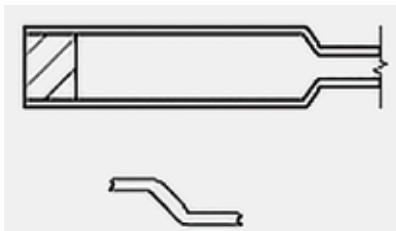
PRIMED MOLDED COLLECTION

Primed Molded doors are made using a composite wood construction. These doors have the durability you need in the style you want. Choose the textured or smooth finish, sticking profile, and panel design that best suites you.

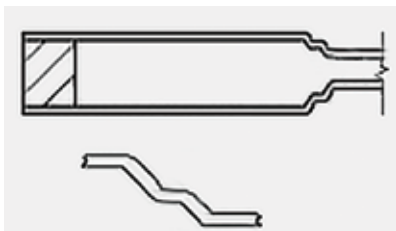


STICKING PROFILES

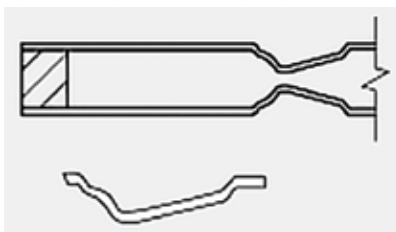
Shaker Square Sticking



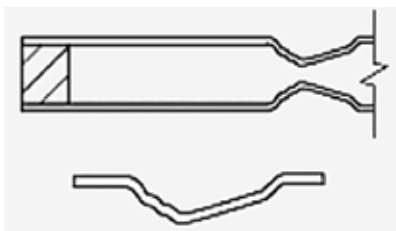
Stepped Sticking



Ovolo Sticking



Bead & Cove Sticking



Colonist 6P
Smooth or Textured
Bead & Cove Sticking



Craftsman 3P Flat
Smooth
Shaker Square Sticking



Princeton 2P Eyebrow Top
Smooth
Bead & Cove Sticking



Rockport 5P Raised
Smooth
Bead & Cove Sticking



Cambridge 2P Square
Smooth
Ovolo Sticking



Madison 1P Flat
Smooth
Shaker Square Sticking



Monroe 2P Flat
Smooth
Shaker Square Sticking



Caiman 2P Arch Raised
Smooth
Bead & Cove Sticking



Santa Fe 2P Arch V-Groove
Smooth
Ovolo Sticking



Conmore 5P Flat
Smooth
Stepped Sticking



Birkdale 3P Flat
Smooth
Shaker Square Sticking



Carrara 2P Square
Smooth
Bead & Cove Sticking



Camden 2P Eyebrow Top
Textured
Bead & Cove Sticking

HARDWARE

Knobs, Levers & Deadbolts



PLYMOUTH KNOB

Available in:
Satin Nickel, Bright Brass
& Aged Bronze



GEORGIAN KNOB

Available in:
Satin Nickel, Bright Brass,
Antique Brass & Aged Bronze



STRATUS KNOB

Available in:
Satin Nickel, Bright Brass
& Aged Bronze



ACCENT LEVER

Available in:
Satin Nickel & Aged Bronze



ELAN LEVER

Available in:
Satin Chrome



LATITUDE LEVER

Available in:
Satin Nickel & Aged Bronze



FLAIR LEVER

Available in:
Bright Brass



SEVILLE LEVER

Available in:
Satin Nickel, Bright Brass
& Aged Bronze



JD60 DEADBOLT

Available in:
Satin Nickel, Satin Chrome,
Bright Brass & Aged Bronze

Finishes:



Antique Brass



Bright Brass



Aged Bronze



Satin Chrome



Satin Nickel

Hinges

Available in standard and ball bearing



Antique Brass



Colonial Bronze



Antique Nickel



Bright Brass



Bright Chrome



Flat Black



Satin Chrome



Satin Nickel



Zinc

Swing Options



Single Door Handing
Left Hand



Single Door Handing
Right Hand



Double Door Handing
Right Door Stationary
w/ Astragal - Left Door Active



Double Door Handing
Left Door Stationary
w/ Astragal - Right Door Active



Double Door Handing
Both Doors Active
Rollar Catch

PREHUNG SINGLE DOORS		
	R.O. WIDTH	R.O. HEIGHT
1-6 x 6-8	20"	82 1/2"
2-0 x 6-8	26"	82 1/2"
2-4 x 6-8	30"	82 1/2"
2-6 x 6-8	32"	82 1/2"
2-8 x 6-8	34"	82 1/2"
3-0 x 6-8	38"	82 1/2"

PREHUNG DOUBLE DOORS			
	R.O. WIDTH w/o ASTRAGAL	R.O. WIDTH w/ ASTRAGAL	R.O. HEIGHT
3-0 x 6-8	38"	38 1/2"	82 1/2"
4-0 x 6-8	50"	50 1/2"	82 1/2"
4-8 x 6-8	58"	58 1/2"	82 1/2"
5-0 x 6-8	62"	62 1/2"	82 1/2"
5-4 x 6-8	66"	66 1/2"	82 1/2"
6-0 x 6-8	74"	74 1/2"	82 1/2"

BIFOLD WITH JAMB		
	R.O. WIDTH	R.O. HEIGHT
2-0 x 6-7	26"	82 1/2"
2-6 x 6-7	32"	82 1/2"
3-0 x 6-7	38"	82 1/2"
4-0 x 6-7	50"	82 1/2"
5-0 x 6-7	62"	82 1/2"
6-0 x 6-7	74"	82 1/2"





BPI reserves the right to change the product features and specifications without prior notice.
©2019 Building Products Inc.